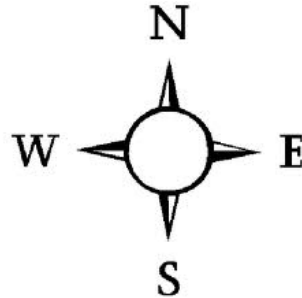



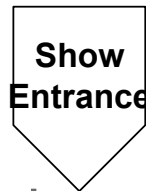
Monte Vista Parking Entrance



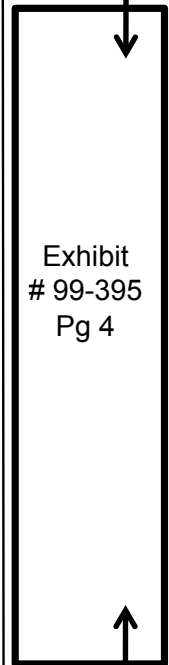
January 12,13,14, 2018  
SHOW  
OVERVIEW



Attendee Parking Lot



19th Avenue



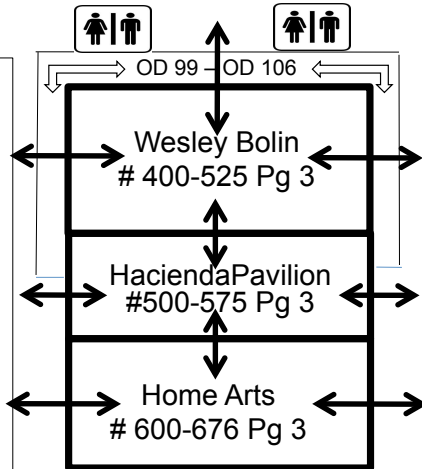
Avenue Outdoor Ave 1 thru A 60



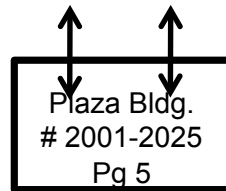
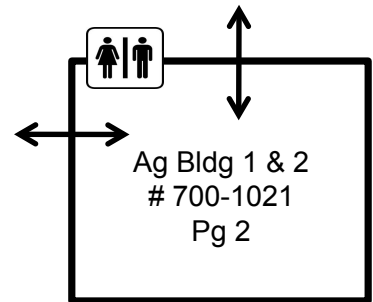
19th Avenue



Avenue Outdoor Ave 1 thru A 60



Plaza Outdoor P-1 thru P-45 Pg 5



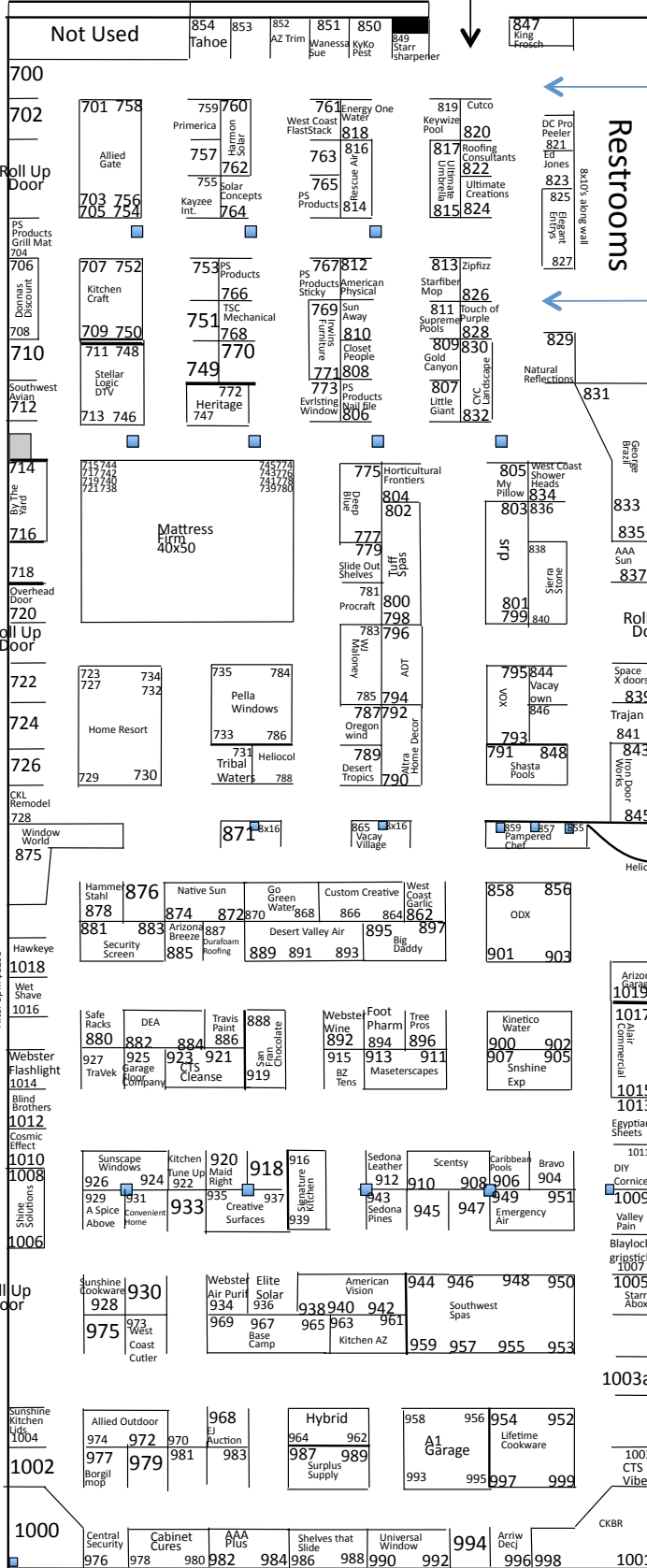
17th Ave & McDowell Parking Entrance

602-485-1691

# Maricopa County Home Shows

5/11/17

## Agricultural Building



### Building Description:

Fully enclosed with concrete flooring. Climate controlled with Evaporative Cooling & Heaters.

**8 x 10's = 700-713, 746-773, 806-832, 1005, 1007, 1009, 1011, 1013, 1015, 1017, excluding 821-827**

Inline: \$866.00

Corner: \$1298.00

**10 x 10's = All other booth numbers unless on Miscellaneous list:**

10 x 10 Inline: \$1082.00

10 x 10 Corner: \$1623.00

### Miscellaneous = #'s & Pricing below:

#847 8x15 Corner: \$1854.00

#829 10x14 Corner: \$2272.20

#831 & 1001 Pavilion Corner: \$2575

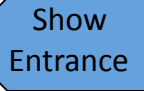
#865 8x16 Endcap: \$1661.44

All Booths Plus 2.6 % Tax

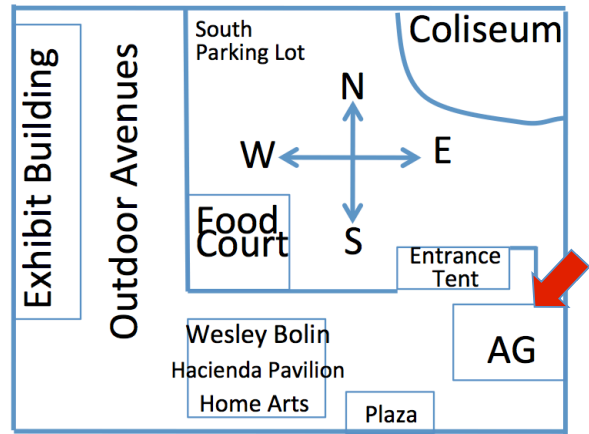
### Multiple Booth Discount:

2- 5 booths: 10%

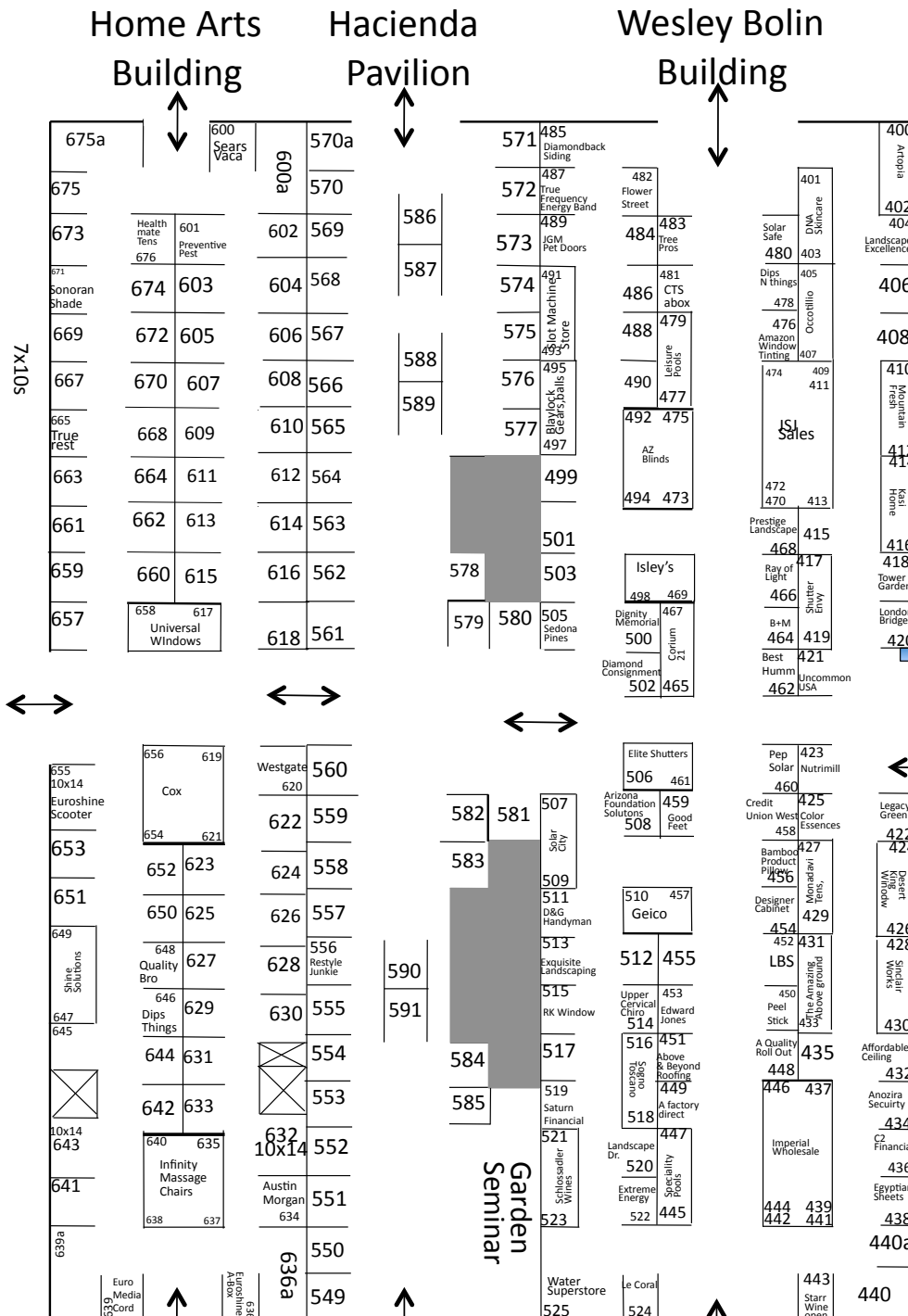
6 + booths: 15%



■ = Structural Support Pillar- approx 2'x2' and falls about 4' off booths when shown in aisles. Others fall in booth perimeter.



**Area Description:** These are 3 Separate Buildings that share the same roof and side-walls. This is the middle of the Show between both gated entrances and directly in front of the food court.



**Wesley Bolin:** Fully enclosed with concrete flooring. Climate controlled with Evaporative Cooling & Heaters.  
**8 x 10's**  
 Inline: \$866.00  
 Corner: 1298.00  
 Pavilion Corners 525  
 approx 240 sq ft.: \$2060.00  
 440a-8x20 w/ 10ft opening-\$1331

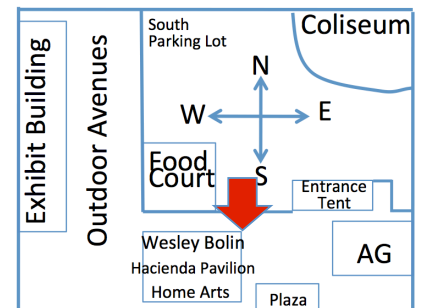
**Hacienda Pavilion:** Has roof & side walls and is open-air breezeway with gates on either end, black top flooring. No climate control.  
**10 x 10's**  
 Inline: \$772.50  
 Corner: \$927.00  
 586-589: 10 wide x8 deep open on all 3 sides \$927  
 590, 591: 6 wide x 10 deep , open on all 3 sides \$695.25

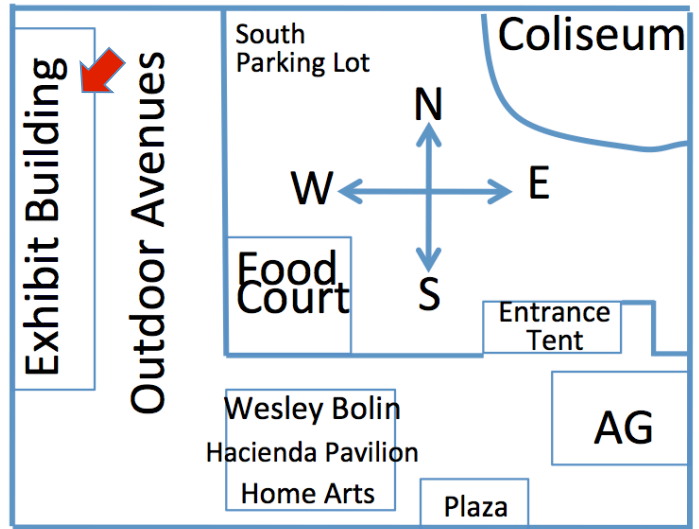
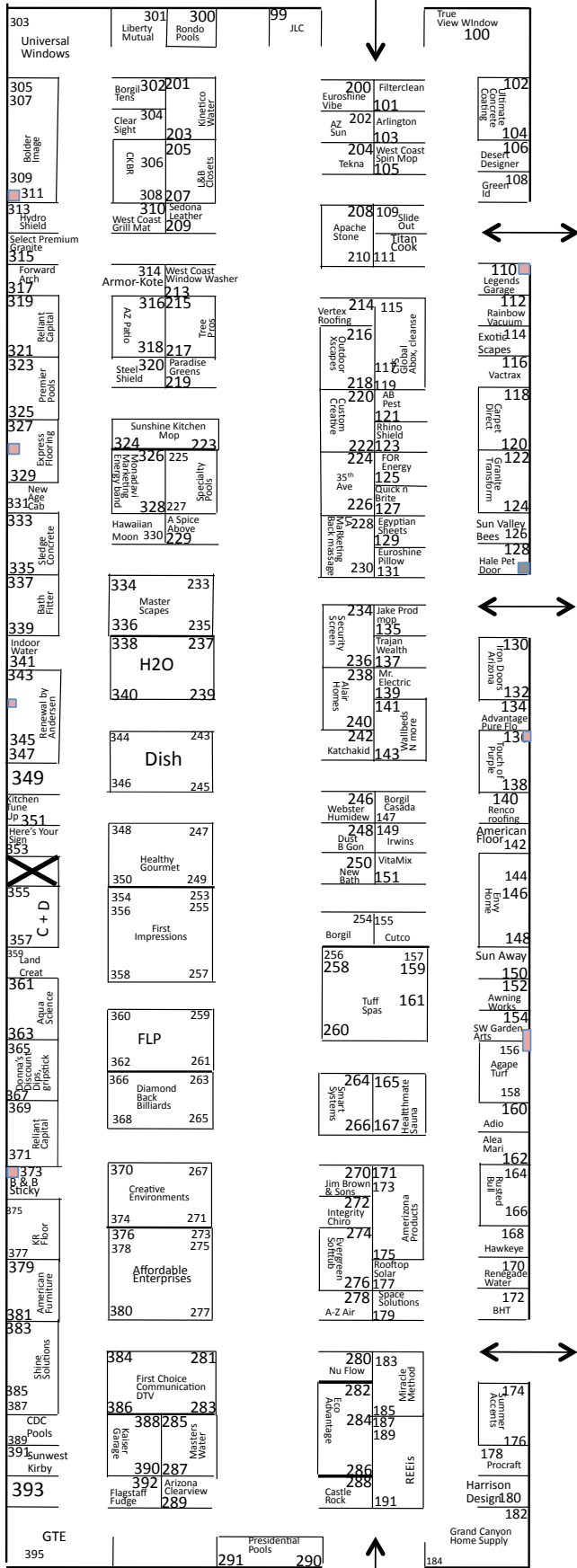
**Home Arts:** Fully enclosed with concrete flooring. No Climate control.  
**10 x 10's = 601-637, odds 641-655, evens 658--675**  
 Inline: \$1082.00  
 Corner: \$1623.00

**10x10's = evens 638-656; odds 657-673**

Inline: \$757.00  
 Corner: \$1136.00  
**Misc - #'s & Pricing Below:**  
 643 10 x 14 Inline: \$1515.00  
 Pavilion Corners: 600a, 636a, 639a  
 Approx 200 sq ft \$1623  
 #675a Approx 140 sq ft.: \$1510.00  
 #655 10x14 corner:\$2227.20

**Multiple Booth Discount:**  
 2- 5 booths: 10%  
 6 + booths: 15%  
 Pavilion Corners do not qualify for multiple booth discounts.





## Exhibit Building

### Building Descriptions:

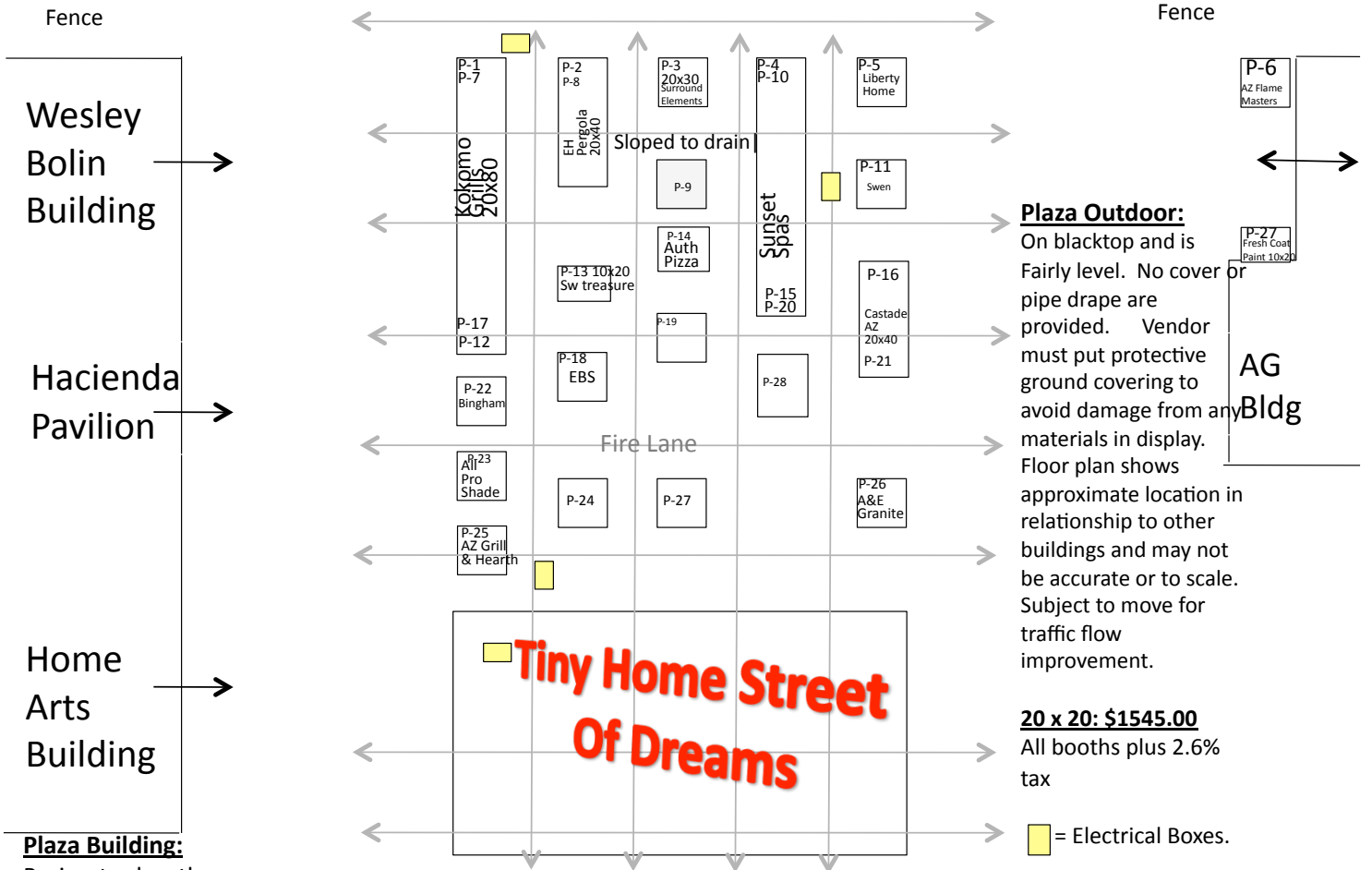
Fully enclosed with concrete flooring. Climate controlled with Evaporative Cooling & Heaters. Heating Units are marked with ■ and some hang as low as 7 feet from the floor. All Booths are 10 x 10 or multiples there of with the exceptions of Booths 100, 303, & 395 which are Pavilion Corners (approximately 300 sq feet).

### Pricing:

10 x 10 Inline: \$1082.00  
 10 x 10 Corner: \$1623.00  
 Pavilion Corners: \$2575.00  
 184 = 10x20 corner: \$1947.60  
 All Booths Plus 2.6 % Tax

### Multiple Booth Discount:

2- 5 booths: 10%  
 6 + booths: 15%



**Plaza Outdoor:**  
On blacktop and is fairly level. No cover or pipe drape are provided. Vendor must put protective ground covering to avoid damage from any materials in display. Floor plan shows approximate location in relationship to other buildings and may not be accurate or to scale. Subject to move for traffic flow improvement.

**20 x 20: \$1545.00**  
All booths plus 2.6% tax

AG Bldg

Yellow square = Electrical Boxes.

**Plaza Building:**

Perimeter booths are all 10 x 10. Booths in rows are all 6 x 10

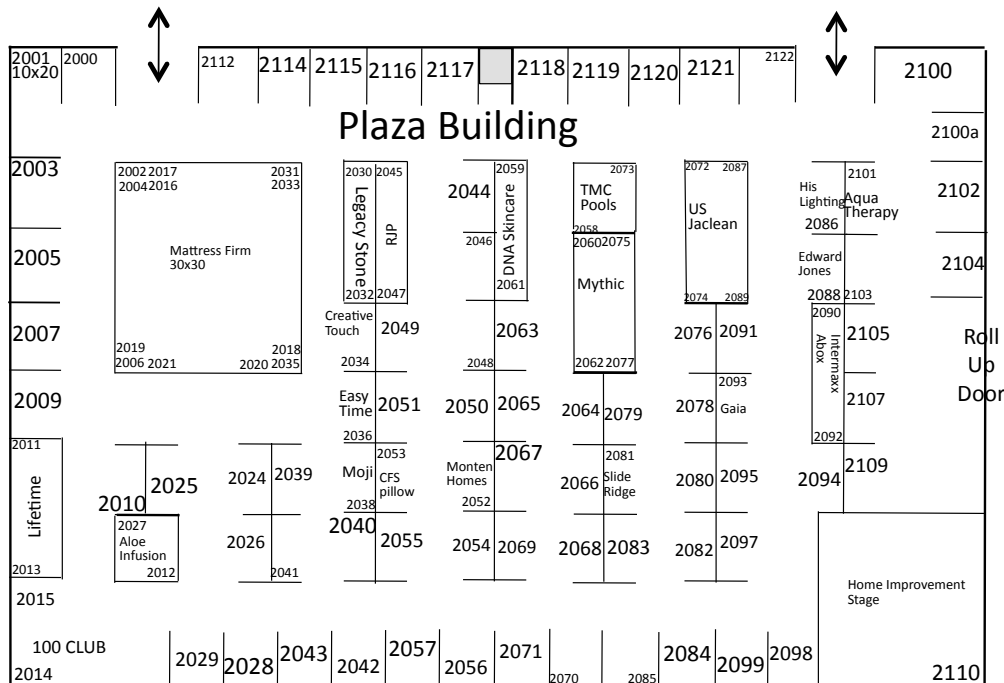
**10 x 10's:**  
Inline: \$1082.00  
Corner: \$1623.00

**6 x 10's:**  
Inline: \$650  
Corner: \$973

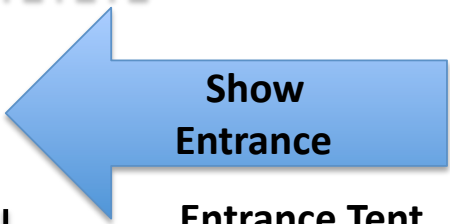
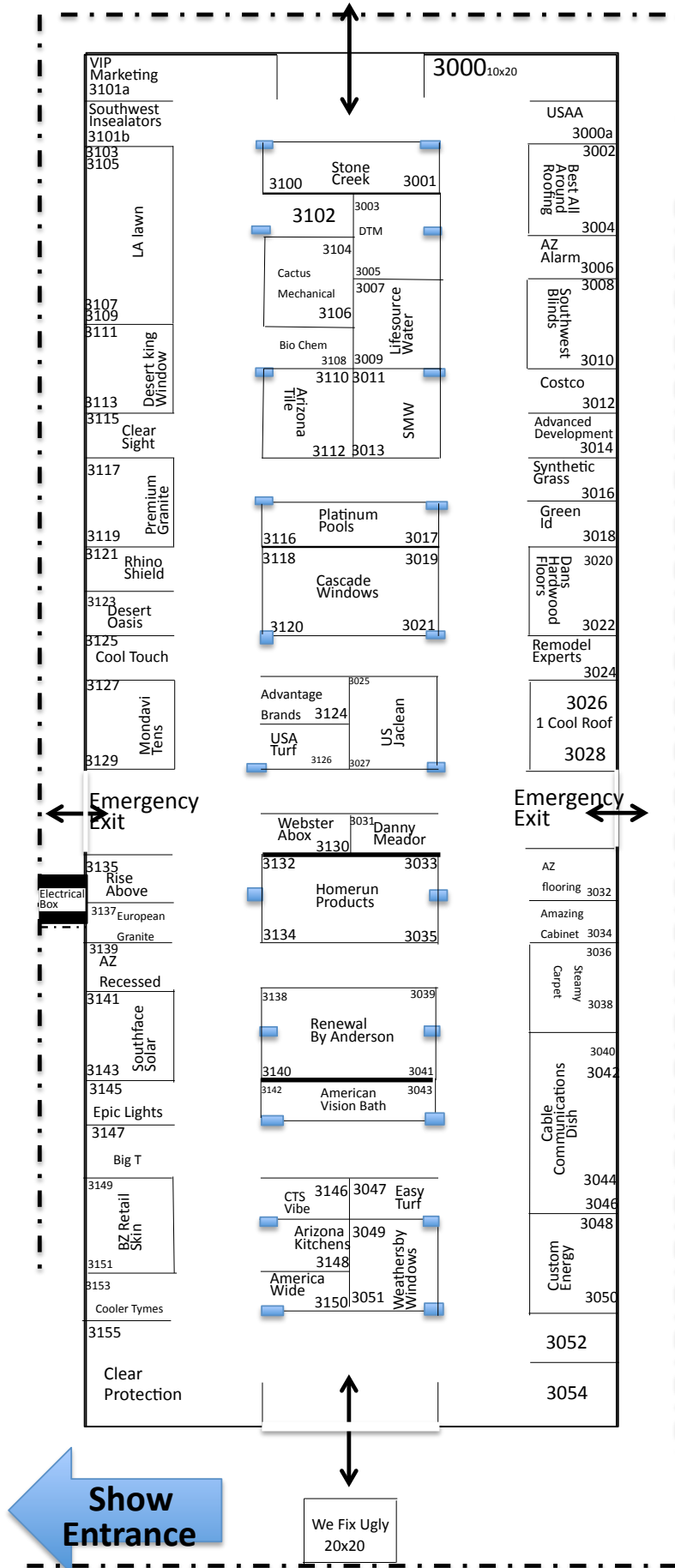
**Pavilion Corners:**  
#2100 \$1947.60  
Apprx 200 sq ft  
All Booths Plus 2.6 % Tax

**Multiple Booth Discount:**  
2- 5 booths: 10%  
6 + booths: 15%

Pavilion Corner + outdoor booths do not qualify for multiple booth discount.



**Plaza Building:**  
Fully enclosed with concrete flooring. Evaporative Coolers only. **NO HEATERS**



Show Entrance

**Entrance Tent**

**Tent Descriptions:**

Fully enclosed on Black Top.  
Tent is not climate controlled.  
There is overhead lighting and electricity available.

All Booths are 10 x 10 or multiples there of with the exceptions of Booths 3000, 3054, 3155.

■ Indicates Support Pillar

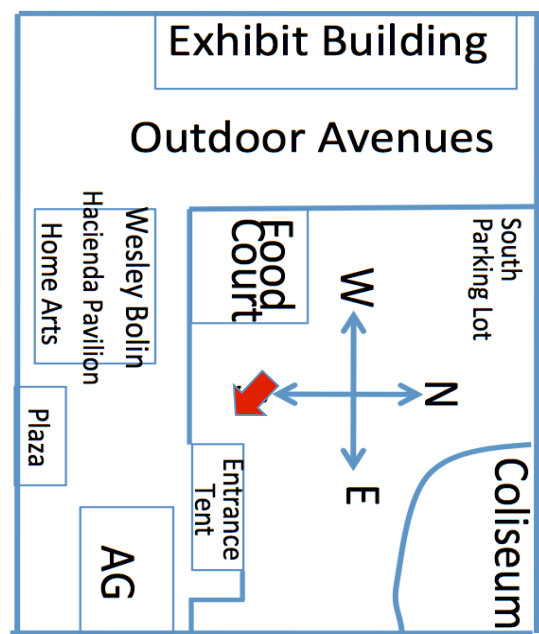
**Pricing:**

- 10 x 10 Inline: \$1082.00
- 10 x 10 Corner: \$1623.00
- Pavilion Corners: \$2575.00
- All Booths Plus 2.6 % Tax
- #3000 and #3054 are 10x20 corner: \$2434.50

**Multiple Booth Discount:**

- 2- 5 booths: 10%
- 6 + booths: 15%

All center row booths have a tent support pillar, please plan accordingly.





# Maricopa County Home Shows

602-485-1691  
January 12,13,14, 2018

Show Entrance

**Avenue Outdoor & Outdoor Overhang Booths:** Booths are 20 x 20 and will be on either dirt & sidewalk, blacktop. No cover or pipe drape are provided. Vendor must put protective ground covering to avoid damage from any materials in display. Floor plan shows approximate location in relationship to other buildings and may not be accurate.

**20 x 20 Ave & OD locations:** \$1545.00

**20 x 20 Under Overhang: #OD-92-OD-105:** \$2060.00

All booths plus 2.6% tax. Outdoor Booths are already sold at a Discount and do not qualify for the multiple booth discount.

