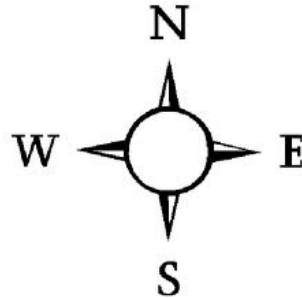



Monte Vista Parking Entrance



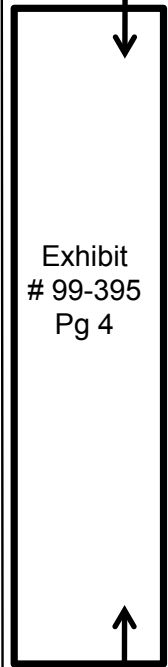
January 12,13,14, 2018
SHOW
OVERVIEW



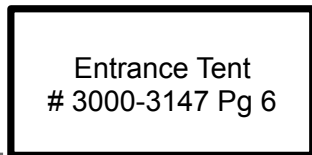
Attendee Parking Lot



19th Avenue



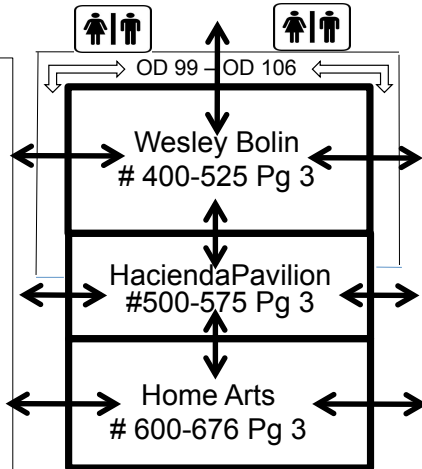
Avenue Outdoor Ave 1 thru A 60



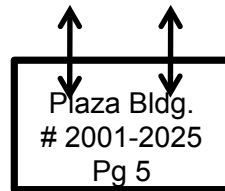
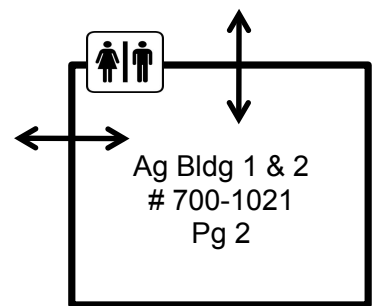
19th Avenue



Avenue Outdoor Ave 1 thru A 60



Plaza Outdoor P-1 thru P-45 Pg 5



17th Ave & McDowell Parking Entrance

602-485-1691

Maricopa County Home Shows

7/18/17

Agricultural Building

Building Description:

Fully enclosed with concrete flooring. Climate controlled with Evaporative Cooling & Heaters.

8 x 10's = 700-713, 746-773, 806-832, 1005, 1007, 1009, 1011, 1013, 1015, 1017, excluding 821-827

Inline: \$866.00

Corner: \$1298.00

10 x 10's = All other booth numbers unless on Miscellaneous list:

10 x 10 Inline: \$1082.00

10 x 10 Corner: \$1623.00

Miscellaneous = #'s & Pricing below:

#847 8x15 Corner: \$1854.00

#829 10x14 Corner: \$2272.20

#831 & 1001 Pavilion Corner: \$2575

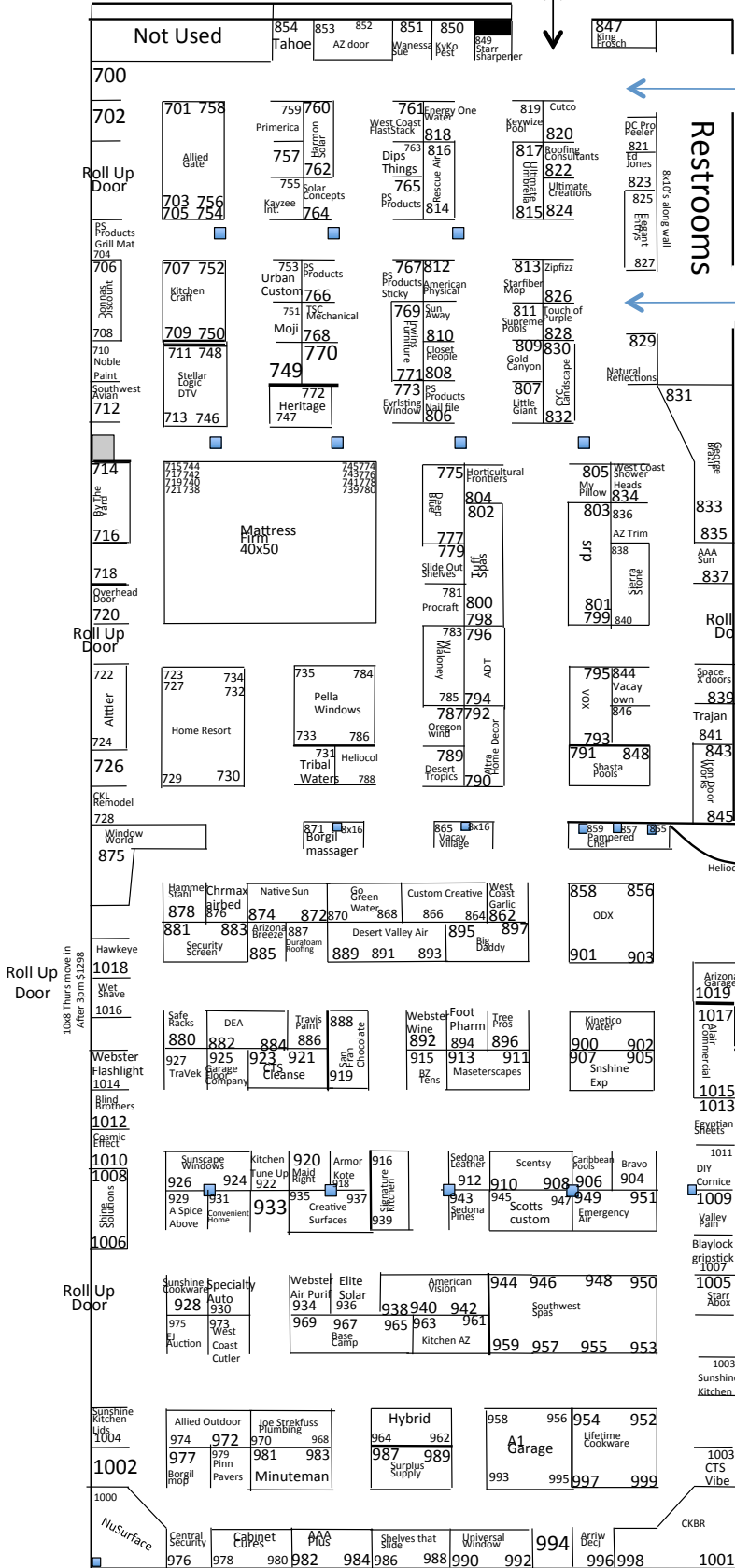
#865 8x16 Endcap: \$1661.44

All Booths Plus 2.6 % Tax

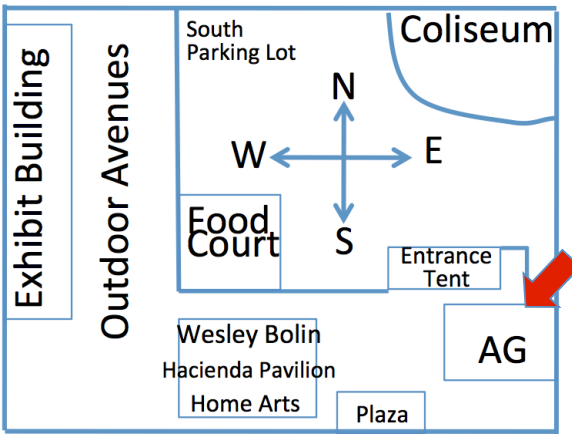
Multiple Booth Discount:

2- 5 booths: 10%

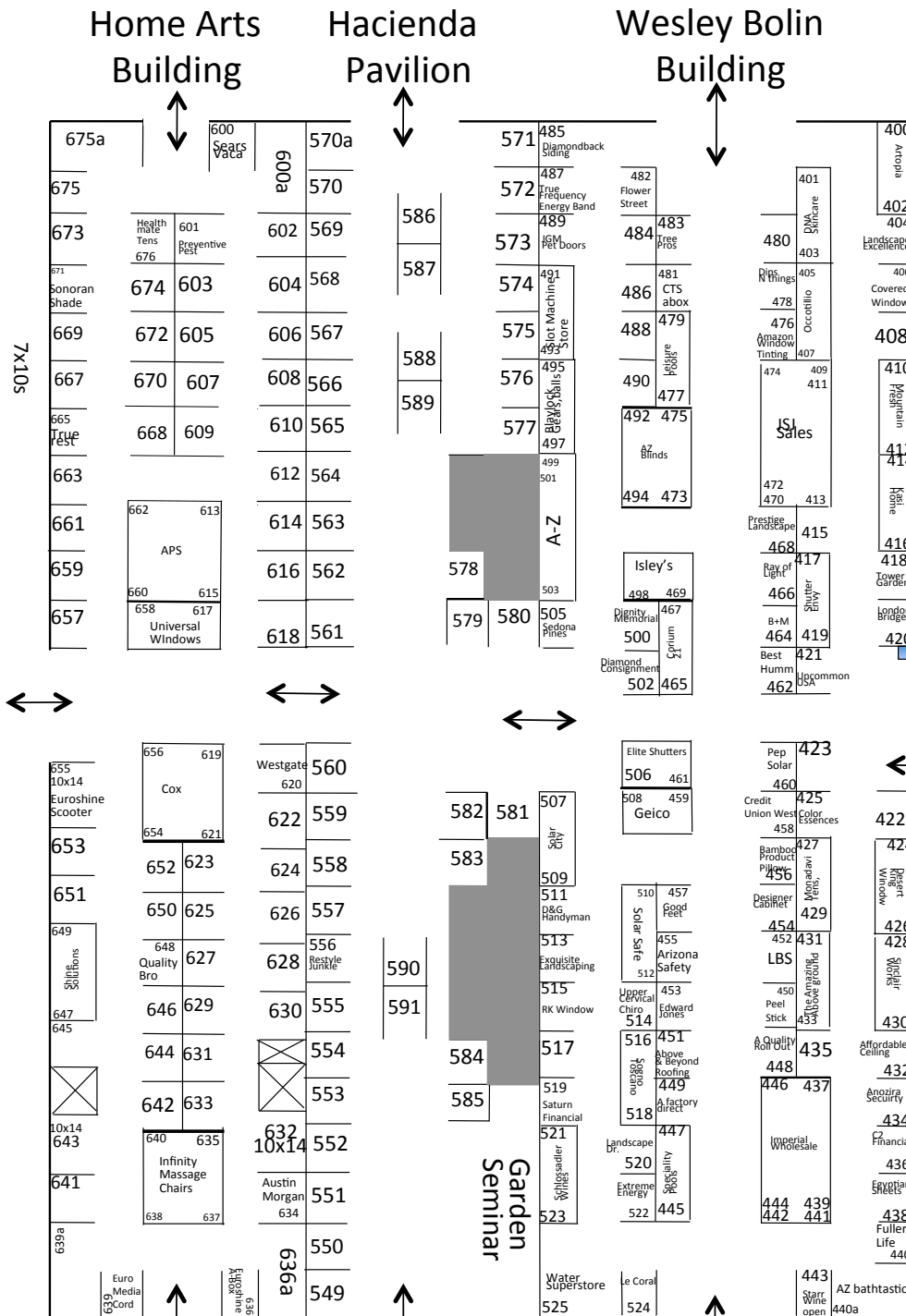
6 + booths: 15%



■ = Structural Support Pillar- approx 2'x2' and falls about 4' off booths when shown in aisles. Others fall in booth perimeter.



Area Description: These are 3 Separate Buildings that share the same roof and side-walls. This is the middle of the Show between both gated entrances and directly in front of the food court.

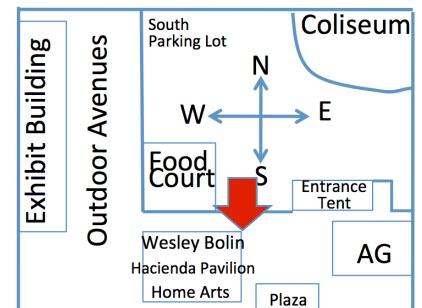


Wesley Bolin: Fully enclosed with concrete flooring. Climate controlled with Evaporative Cooling & Heaters.
8 x 10's
 Inline: \$866.00
 Corner: 1298.00
 Pavilion Corners 525
 approx 240 sq ft.: \$2060.00
 440a-8x20 w/ 10ft opening-\$1331

Hacienda Pavilion: Has roof & side walls and is open-air breezeway with gates on either end, black top flooring. No climate control.
10 x 10's
 Inline: \$772.50
 Corner: \$927.00
 586-589: 10 wide x8 deep open on all 3 sides \$927
 590, 591: 6 wide x 10 deep, open on all 3 sides \$695.25

Home Arts: Fully enclosed with concrete flooring. No Climate control.
10 x 10's = 601-637, odds 641-655, evens 658--675
 Inline: \$1082.00
 Corner: \$1623.00

7x10's = evens 638-656; odds 657-673
 Inline: \$757.00
 Corner: \$1136.00
Misc - #'s & Pricing Below:
 643 10 x 14 Inline: \$1515.00
 Pavilion Corners: 600a, 636a, 639a
 Approx 200 sq ft \$1623
 #675a Approx 140 sq ft.: \$1510.00
 #655 10x14 corner:\$2227.20
Multiple Booth Discount:
 2- 5 booths: 10%
 6 + booths: 15%
 Pavilion Corners do not qualify for multiple booth discounts.



303 Universal Windows	301 Liberty Mutual	300 People's Choice	99 JLC	200 Filterclean	102 True View Window
305 Rolder Image	302 Clear Sight	201 Waterco	200 Euro Shine	101 Arlington	103 AZ Sun
309	306 CRK	203	202	104	106
311	308	207	204	105	108
313	310	209	208	109	110
315	314	213	210	111	112
317	316	215	214	115	118
319	318	217	216	119	120
321	320	219	218	121	122
323	322	223	220	123	124
325	324	225	222	125	126
327	326	227	224	127	128
329	328	229	226	129	130
331	330	233	228	131	132
333	334	235	234	133	134
335	336	237	236	137	138
337	338	239	238	139	140
339	340	243	240	141	142
341	344	245	242	143	144
343	346	247	244	145	146
345	348	249	246	155	148
347	350	253	248	157	150
349	352	255	250	159	152
351	354	257	254	161	154
353	356	261	258	165	156
355	358	263	260	167	160
357	360	265	264	171	162
359	362	267	266	173	164
361	364	271	270	175	166
363	366	273	272	177	168
365	368	275	274	179	170
367	370	277	276	183	172
369	372	281	278	185	174
371	374	283	280	187	176
373	376	285	282	189	178
375	378	287	284	191	180
377	380	289	286	191	182
379	382	291	288	191	184
381	384	293	289	191	184
383	386	295	290	191	184
385	388	297	291	191	184
387	390	299	293	191	184
389	392	301	295	191	184
391	394	303	297	191	184
393	396	305	299	191	184
395	398	307	301	191	184
	400	309	303	191	184
	402	311	305	191	184
	404	313	307	191	184
	406	315	309	191	184
	408	317	311	191	184
	410	319	313	191	184
	412	321	315	191	184
	414	323	317	191	184
	416	325	319	191	184
	418	327	321	191	184
	420	329	323	191	184
	422	331	325	191	184
	424	333	327	191	184
	426	335	329	191	184
	428	337	331	191	184
	430	339	333	191	184
	432	341	335	191	184
	434	343	337	191	184
	436	345	339	191	184
	438	347	341	191	184
	440	349	343	191	184
	442	351	345	191	184
	444	353	347	191	184
	446	355	349	191	184
	448	357	351	191	184
	450	359	353	191	184
	452	361	355	191	184
	454	363	357	191	184
	456	365	359	191	184
	458	367	361	191	184
	460	369	363	191	184
	462	371	365	191	184
	464	373	367	191	184
	466	375	369	191	184
	468	377	371	191	184
	470	379	373	191	184
	472	381	375	191	184
	474	383	377	191	184
	476	385	379	191	184
	478	387	381	191	184
	480	389	383	191	184
	482	391	385	191	184
	484	393	387	191	184
	486	395	389	191	184
	488	397	391	191	184
	490	399	393	191	184
	492	401	395	191	184
	494	403	397	191	184
	496	405	399	191	184
	498	407	401	191	184
	500	409	403	191	184

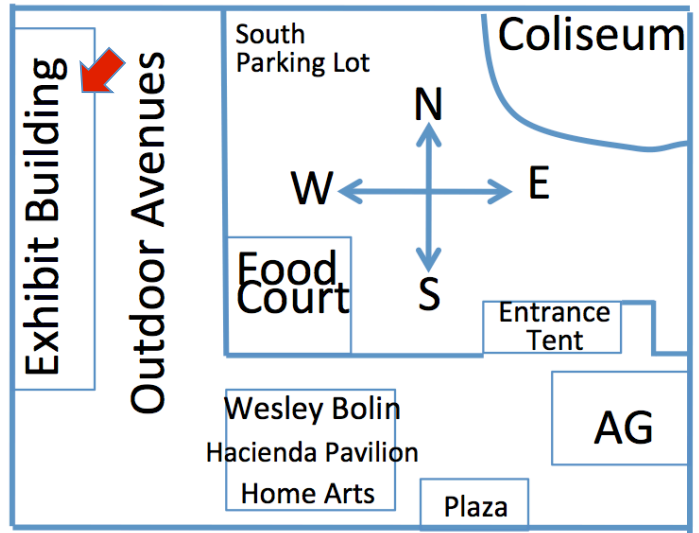


Exhibit Building

Building Descriptions:

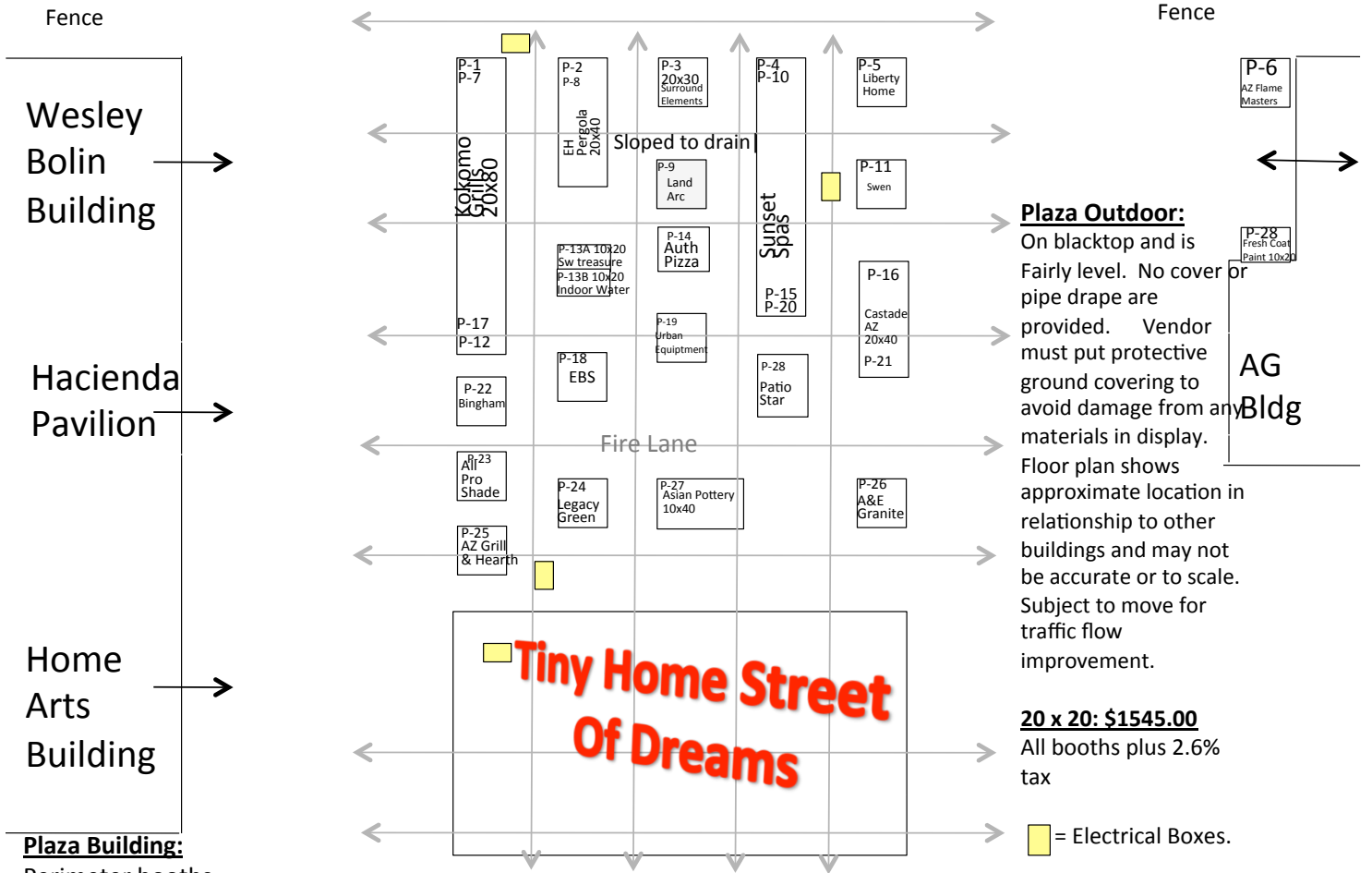
Fully enclosed with concrete flooring. Climate controlled with Evaporative Cooling & Heaters. Heating Units are marked with and some hang as low as 7 feet from the floor. All Booths are 10 x 10 or multiples there of with the exceptions of Booths 100, 303, & 395 which are Pavilion Corners (approximately 300 sq feet).

Pricing:

10 x 10 Inline: \$1082.00
 10 x 10 Corner: \$1623.00
 Pavilion Corners: \$2575.00
 184 = 10x20 corner: \$1947.60
 All Booths Plus 2.6 % Tax

Multiple Booth Discount:

2- 5 booths: 10%
 6 + booths: 15%



Plaza Outdoor:
On blacktop and is fairly level. No cover or pipe drape are provided. Vendor must put protective ground covering to avoid damage from any materials in display. Floor plan shows approximate location in relationship to other buildings and may not be accurate or to scale. Subject to move for traffic flow improvement.

20 x 20: \$1545.00
All booths plus 2.6% tax

□ = Electrical Boxes.

Plaza Building:

Perimeter booths are all 10 x 10.
Booths in rows are all 6 x 10

10 x 10's:

Inline: \$1082.00
Corner: \$1623.00

6 x 10's:

Inline: \$650
Corner: \$973

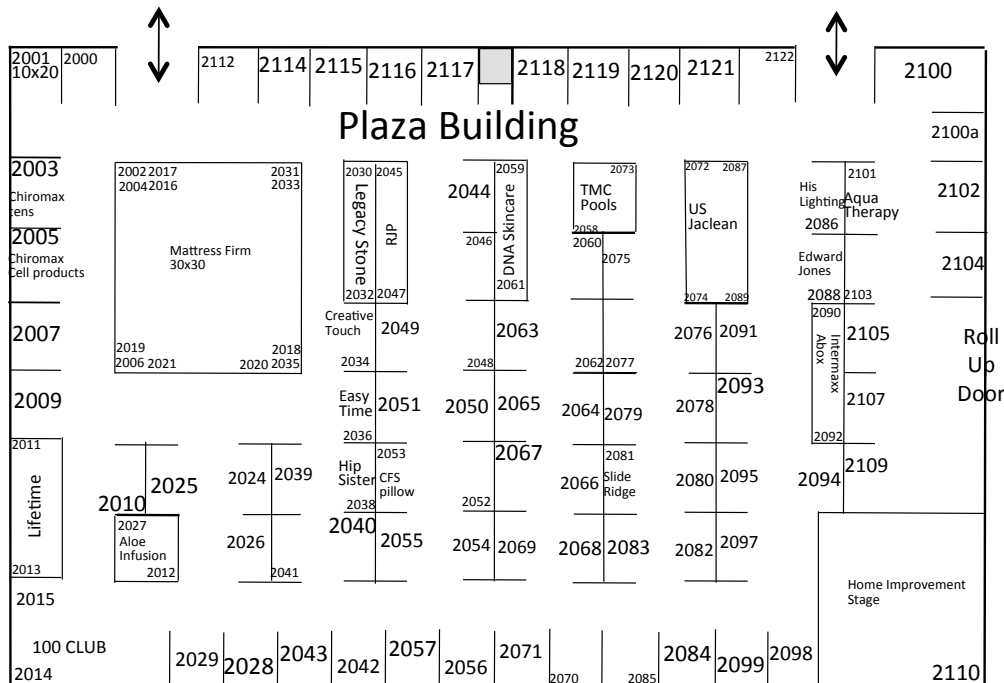
Pavilion Corners:

#2100 \$1947.60
Apprx 200 sq ft
All Booths Plus 2.6 % Tax

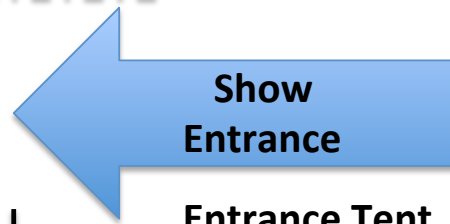
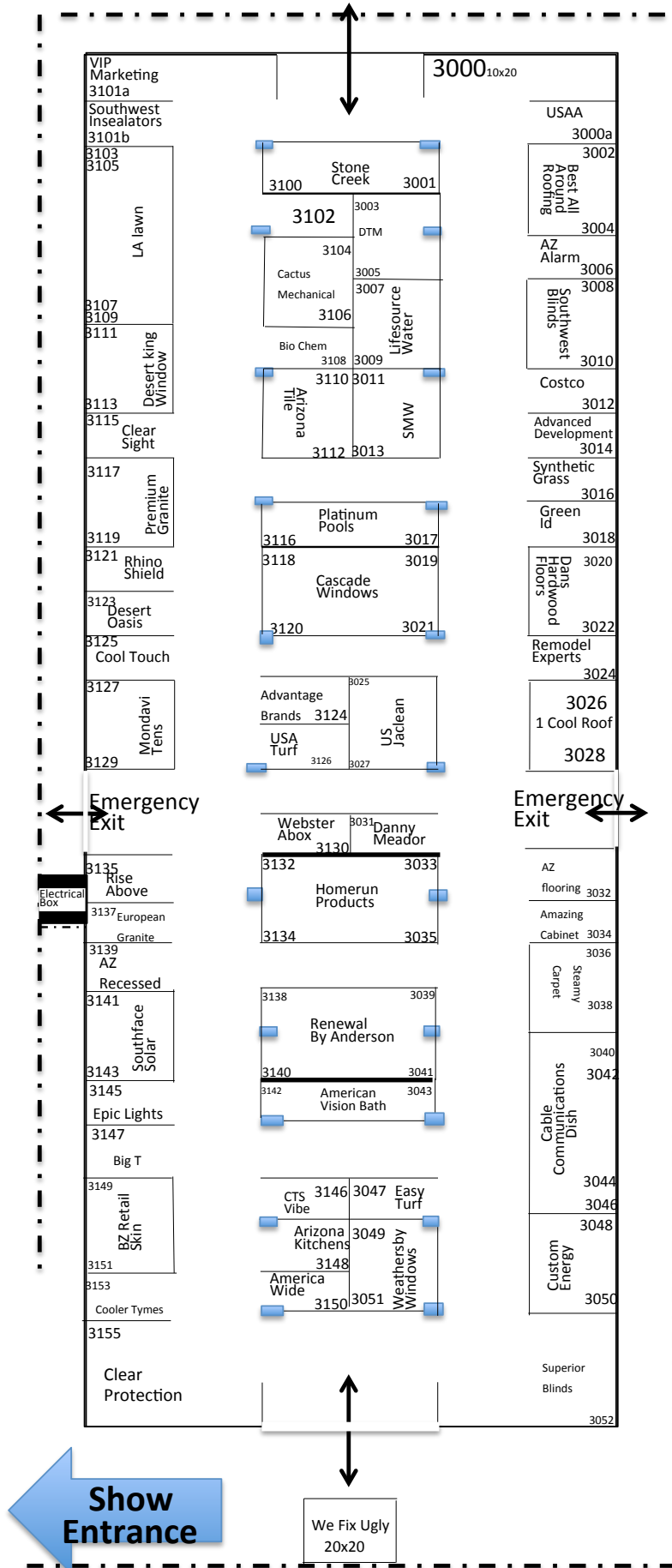
Multiple Booth Discount:

2- 5 booths: 10%
6 + booths: 15%

Pavilion Corner + outdoor booths do not qualify for multiple booth discount.



Plaza Building:
Fully enclosed with concrete flooring.
Evaporative Coolers only.
NO HEATERS



Entrance Tent

Tent Descriptions:

Fully enclosed on Black Top.
Tent is not climate controlled.
There is overhead lighting and electricity available.

All Booths are 10 x 10 or multiples there of with the exceptions of Booths 3000, 3054, 3155.

■ Indicates Support Pillar

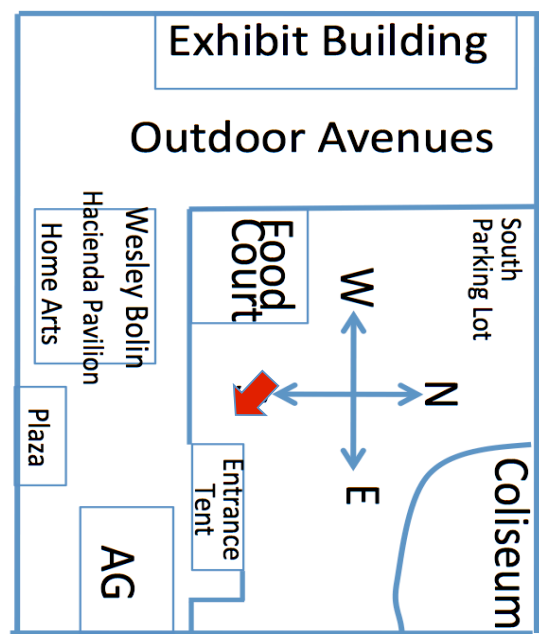
Pricing:

- 10 x 10 Inline: \$1082.00
- 10 x 10 Corner: \$1623.00
- Pavilion Corners: \$2575.00
- All Booths Plus 2.6 % Tax
- #3000 and #3054 are 10x20 corner: \$2434.50

Multiple Booth Discount:

- 2- 5 booths: 10%
- 6 + booths: 15%

All center row booths have a tent support pillar, please plan accordingly.



Maricopa County Home Shows

602-485-1691
January 12,13,14, 2018

Avenue Outdoor & Outdoor

Overhang Booths: Booths are 20 x 20 and will be on either dirt & sidewalk, blacktop. No cover or pipe drape are provided. Vendor must put protective ground covering to avoid damage from any materials in display. Floor plan shows approximate location in relationship to other buildings and may not be accurate.

20 x 20 Ave & OD locations: \$1545.00

20 x 20 Under Overhang: #OD-92-OD-105: \$2060.00

All booths plus 2.6% tax.
Outdoor Booths are already sold at a Discount and do not qualify for the multiple booth discount.

Show Entrance

Fire Lane

Food Court

Wesley Bolin Building

Garden Pavilion Building

Home Arts Building

Restrooms

