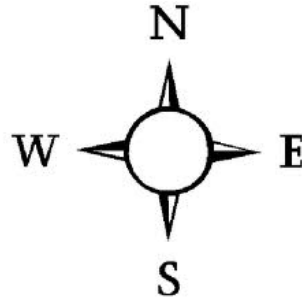



Monte Vista Parking Entrance



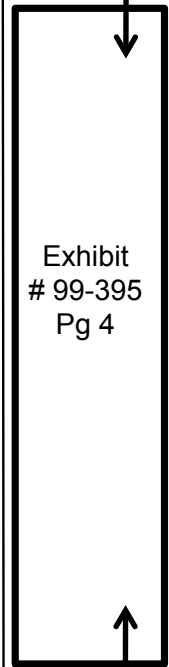
January 12,13,14, 2018
SHOW
OVERVIEW



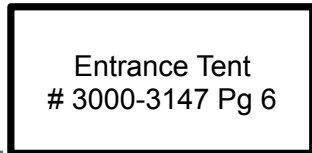
Attendee Parking Lot



19th Avenue



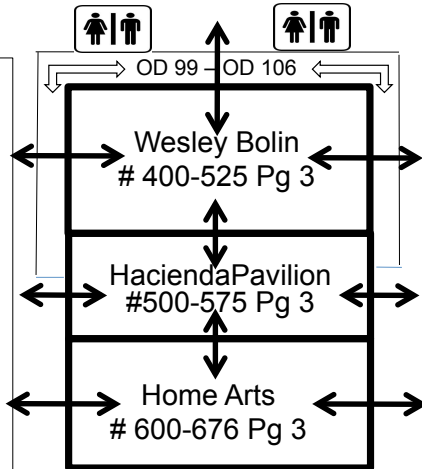
Avenue Outdoor Ave 1 thru A 60



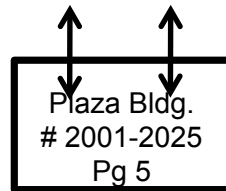
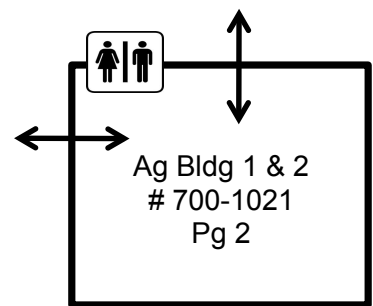
19th Avenue



Avenue Outdoor Ave 1 thru A 60



Plaza Outdoor P-1 thru P-45 Pg 5



17th Ave & McDowell Parking Entrance

602-485-1691

Maricopa County Home Shows

9/12/17

Agricultural Building

Building Description:

Fully enclosed with concrete flooring. Climate controlled with Evaporative Cooling & Heaters.

8 x 10's = 700-713, 746-773, 806-832, 1005, 1007, 1009, 1011, 1013, 1015, 1017, excluding 821-827

Inline: \$866.00

Corner: \$1298.00

10 x 10's = All other booth numbers unless on Miscellaneous list:

10 x 10 Inline: \$1082.00

10 x 10 Corner: \$1623.00

Miscellaneous = #'s & Pricing below:

#847 8x15 Corner: \$1854.00

#829 10x14 Corner: \$2272.20

#831 & 1001 Pavilion Corner: \$2575

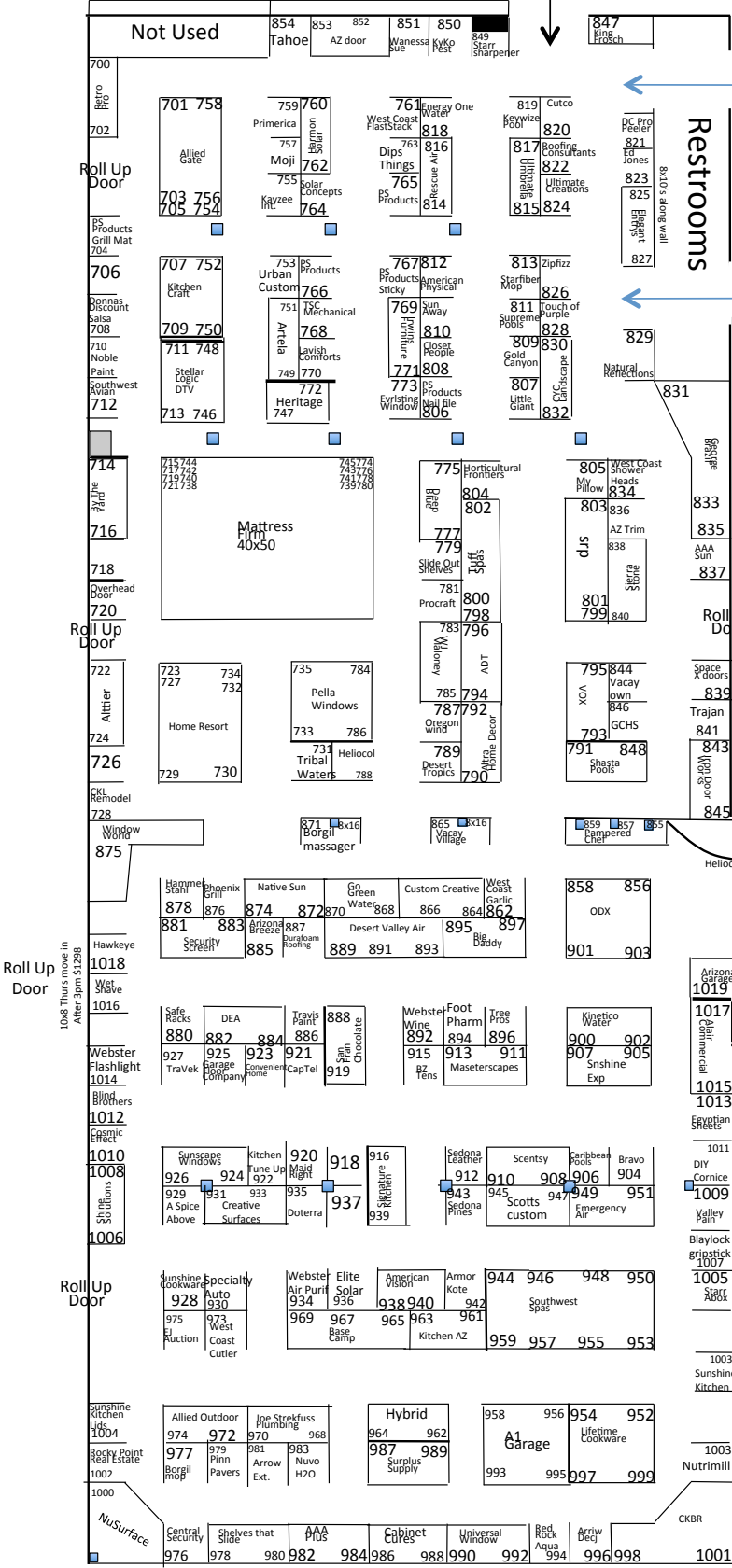
#865 8x16 Endcap: \$1661.44

All Booths Plus 2.6 % Tax

Multiple Booth Discount:

2- 5 booths: 10%

6 + booths: 15%



Restrooms

Roll Up Door

Roll Up Door

Roll Up Door

Roll Up Door

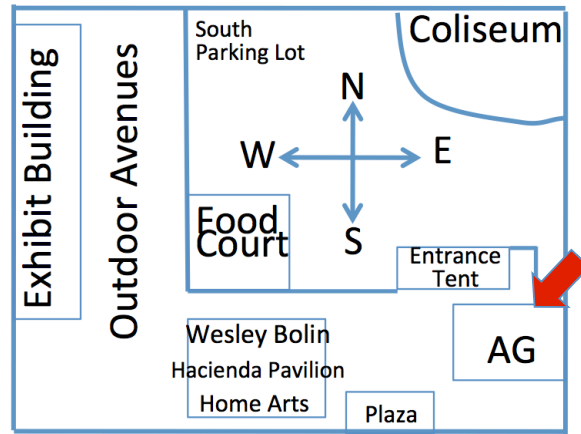
Roll Up Door

Roll Up Door

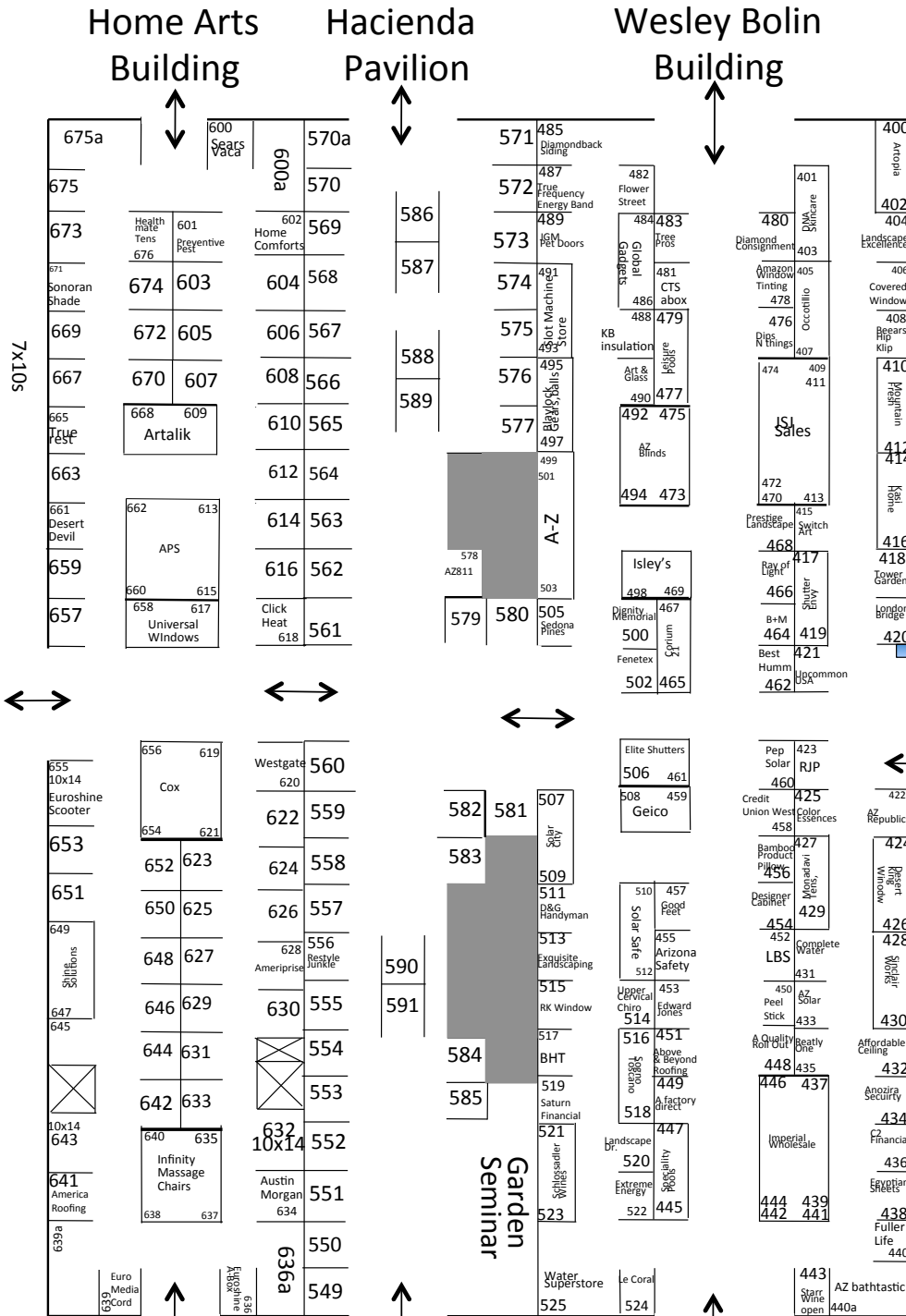
Show Office

Show Entrance

■ = Structural Support Pillar- approx 2'x2' and falls about 4' off booths when shown in aisles. Others fall in booth perimeter.



Area Description: These are 3 Separate Buildings that share the same roof and side-walls. This is the middle of the Show between both gated entrances and directly in front of the food court.

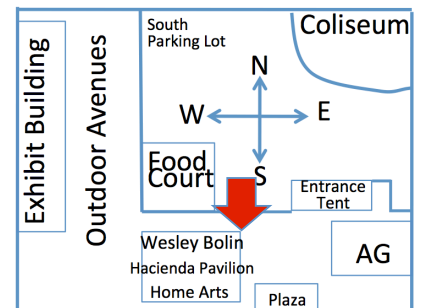


Wesley Bolin: Fully enclosed with concrete flooring. Climate controlled with Evaporative Cooling & Heaters.
8 x 10's
 Inline: \$866.00
 Corner: 1298.00
 Pavilion Corners 525
 approx 240 sq ft.: \$2060.00
 440a-8x20 w/ 10ft opening-\$1331

Hacienda Pavilion: Has roof & side walls and is open-air breezeway with gates on either end, black top flooring. No climate control.
10 x 10's
 Inline: \$772.50
 Corner: \$927.00
 586-589: 10 wide x8 deep open on all 3 sides \$927
 590, 591: 6 wide x 10 deep, open on all 3 sides \$695.25

Home Arts: Fully enclosed with concrete flooring. No Climate control.
10 x 10's = 601-637, odds 641-655, evens 658--675
 Inline: \$1082.00
 Corner: \$1623.00

10 x 10's = evens 638-656; odds 657-673
 Inline: \$757.00
 Corner: \$1136.00
Misc - #'s & Pricing Below:
 643 10 x 14 Inline: \$1515.00
 Pavilion Corners: 600a, 636a, 639a
 Approx 200 sq ft \$1623
 #675a Approx 140 sq ft.: \$1510.00
 #655 10x14 corner:\$2227.20
Multiple Booth Discount:
 2- 5 booths: 10%
 6 + booths: 15%
 Pavilion Corners do not qualify for multiple booth discounts.



303 Universal Windows	301 Liberty Mutual	300 Peoples Choice	99 JLC	200 Filterclean	102 True View Window
305 Rolder Image	302 Clear Sight	201 Borger	200 Euro Shine	101 Arlington	103 AZ Sun
309	306 C&B	308 207	202	104	106
311	310 West Coast	209	204 Tekna	105	108
313 Select Premium Granite	314 West Coast	210 111	208 Apache Stone	109	110
315 Forward Arch	313 Window Washer	211	210	111	112
317	316 AZ Photo	212	210	111	112
319	318 Paradise	213	210	111	112
321	319	214	210	111	112
323	320	215	210	111	112
325	321	216	210	111	112
327	322	217	210	111	112
329	323	218	210	111	112
331	324	219	210	111	112
333	325	220	210	111	112
335	326	221	210	111	112
337	327	222	210	111	112
339	328	223	210	111	112
341	329	224	210	111	112
343	330	225	210	111	112
345	331	226	210	111	112
347	332	227	210	111	112
349	333	228	210	111	112
351	334	229	210	111	112
353	335	230	210	111	112
355	336	231	210	111	112
357	337	232	210	111	112
359	338	233	210	111	112
361	339	234	210	111	112
363	340	235	210	111	112
365	341	236	210	111	112
367	342	237	210	111	112
369	343	238	210	111	112
371	344	239	210	111	112
373	345	240	210	111	112
375	346	241	210	111	112
377	347	242	210	111	112
379	348	243	210	111	112
381	349	244	210	111	112
383	350	245	210	111	112
385	351	246	210	111	112
387	352	247	210	111	112
389	353	248	210	111	112
391	354	249	210	111	112
393	355	250	210	111	112
395	356	251	210	111	112
	357	252	210	111	112
	358	253	210	111	112
	359	254	210	111	112
	360	255	210	111	112
	361	256	210	111	112
	362	257	210	111	112
	363	258	210	111	112
	364	259	210	111	112
	365	260	210	111	112
	366	261	210	111	112
	367	262	210	111	112
	368	263	210	111	112
	369	264	210	111	112
	370	265	210	111	112
	371	266	210	111	112
	372	267	210	111	112
	373	268	210	111	112
	374	269	210	111	112
	375	270	210	111	112
	376	271	210	111	112
	377	272	210	111	112
	378	273	210	111	112
	379	274	210	111	112
	380	275	210	111	112
	381	276	210	111	112
	382	277	210	111	112
	383	278	210	111	112
	384	279	210	111	112
	385	280	210	111	112
	386	281	210	111	112
	387	282	210	111	112
	388	283	210	111	112
	389	284	210	111	112
	390	285	210	111	112
	391	286	210	111	112
	392	287	210	111	112
	393	288	210	111	112
	394	289	210	111	112
	395	290	210	111	112

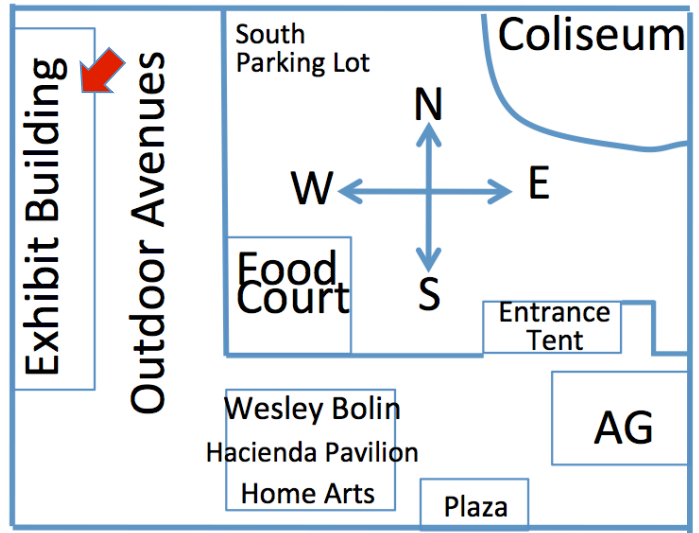


Exhibit Building

Building Descriptions:

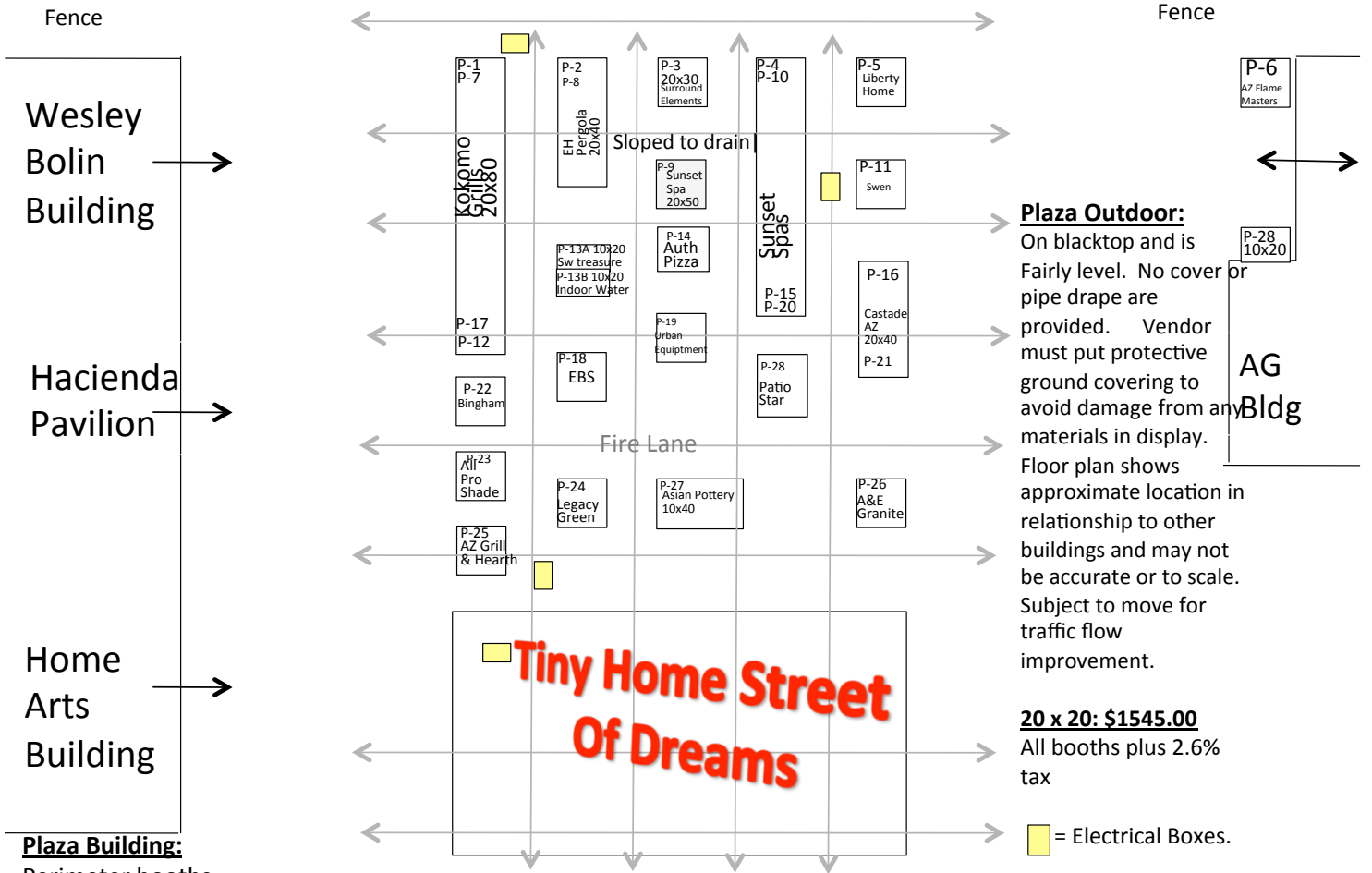
Fully enclosed with concrete flooring. Climate controlled with Evaporative Cooling & Heaters. Heating Units are marked with ■ and some hang as low as 7 feet from the floor. All Booths are 10 x 10 or multiples there of with the exceptions of Booths 100, 303, & 395 which are Pavilion Corners (approximately 300 sq feet).

Pricing:

10 x 10 Inline: \$1082.00
 10 x 10 Corner: \$1623.00
 Pavilion Corners: \$2575.00
 184 = 10x20 corner: \$1947.60
 All Booths Plus 2.6 % Tax

Multiple Booth Discount:

2- 5 booths: 10%
 6 + booths: 15%



Plaza Outdoor:
 On blacktop and is fairly level. No cover or pipe drape are provided. Vendor must put protective ground covering to avoid damage from any materials in display. Floor plan shows approximate location in relationship to other buildings and may not be accurate or to scale. Subject to move for traffic flow improvement.

20 x 20: \$1545.00
 All booths plus 2.6% tax

AG Bldg

Yellow square = Electrical Boxes.

Plaza Building:

Perimeter booths are all 10 x 10.
 Booths in rows are all 6 x 10

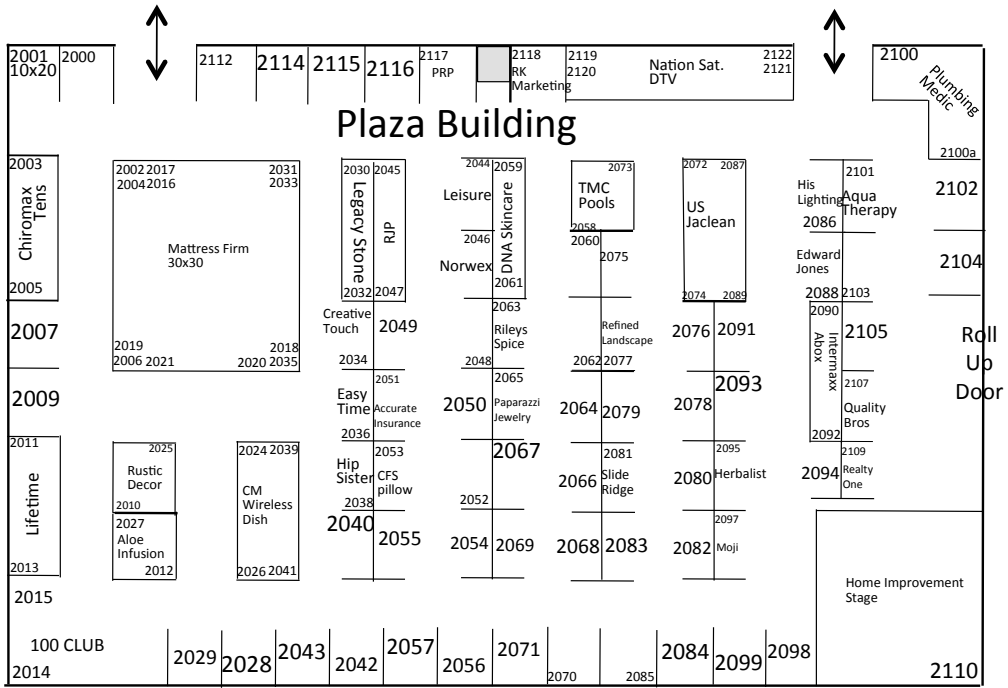
10 x 10's:
 Inline: \$1082.00
 Corner: \$1623.00

6 x 10's:
 Inline: \$650
 Corner: \$973

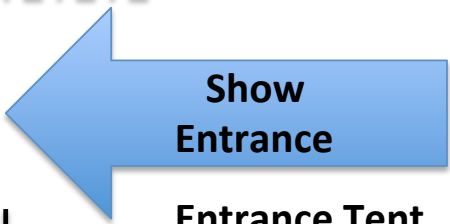
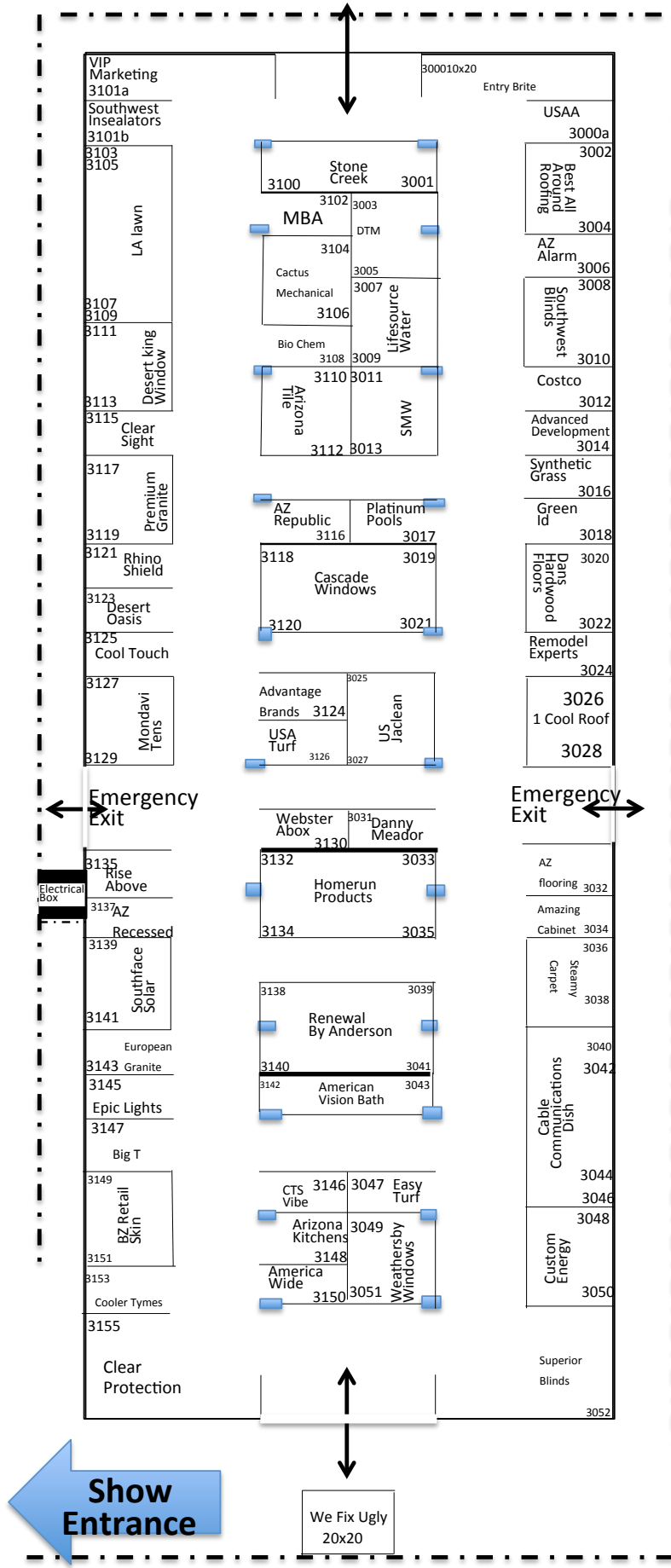
Pavilion Corners:
 #2100 \$1947.60
 Apprx 200 sq ft
 All Booths Plus 2.6 % Tax

Multiple Booth Discount:
 2- 5 booths: 10%
 6 + booths: 15%

Pavilion Corner + outdoor booths do not qualify for multiple booth discount.



Plaza Building:
 Fully enclosed with concrete flooring.
 Evaporative Coolers only.
NO HEATERS



Tent Descriptions:
 Fully enclosed on Black Top.
 Tent is not climate controlled.
 There is overhead lighting and electricity available.

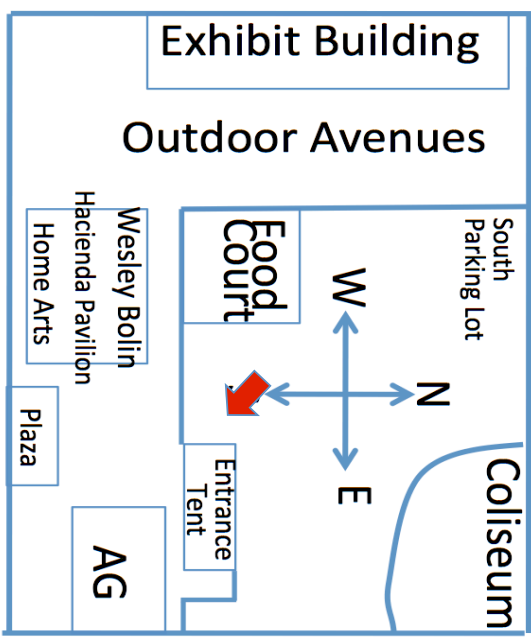
All Booths are 10 x 10 or multiples there of with the exceptions of Booths 3000, 3054, 3155.

■ Indicates Support Pillar

Pricing:
 10 x 10 Inline: \$1082.00
 10 x 10 Corner: \$1623.00
 Pavilion Corners: \$2575.00
 All Booths Plus 2.6 % Tax
 #3000 and #3054 are 10x20 corner: \$1947.60

Multiple Booth Discount:
 2- 5 booths: 10%
 6 + booths: 15%

All center row booths have a tent support pillar, please plan accordingly.



Maricopa County Home Shows

602-485-1691

January 12,13,14, 2018

Avenue Outdoor & Outdoor

Overhang Booths: Booths are 20 x 20 and will be on either dirt & sidewalk, blacktop. No cover or pipe drape are provided. Vendor must put protective ground covering to avoid damage from any materials in display. Floor plan shows approximate location in relationship to other buildings and may not be accurate.

20 x 20 Ave & OD locations: \$1545.00

20 x 20 Under Overhang: #OD-92-OD-105: \$2060.00

All booths plus 2.6% tax.
Outdoor Booths are already sold at a Discount and do not qualify for the multiple booth discount.

