
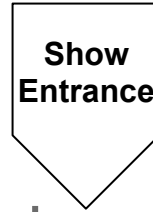
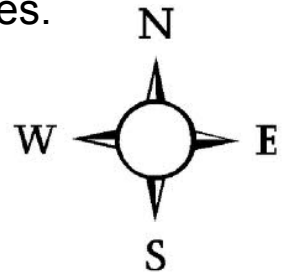


Monte Vista Parking Entrance

January 8-10, 2021  
SHOW  
OVERVIEW



Vendor parking is located off-site at 20<sup>th</sup> Ave. & Encanto Parking Lots. Free Shuttle service will be provided for all vendors from the Vendor Lots to both show entrances.



North Entrance Tent #4000-4055 Pg 8

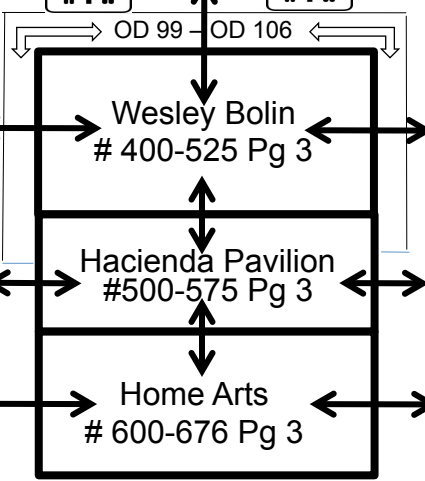
South Entrance Tent # 3000-3147 Pg 6

Attendee Parking Lot

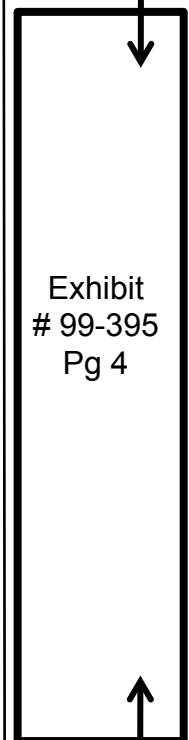

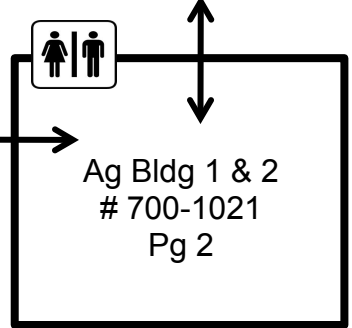
Food Court

Avenue Outdoor Ave 1 thru A 60

Avenue Outdoor Ave 1 thru A 60



Plaza Outdoor P-1 thru P-45 Pg 5

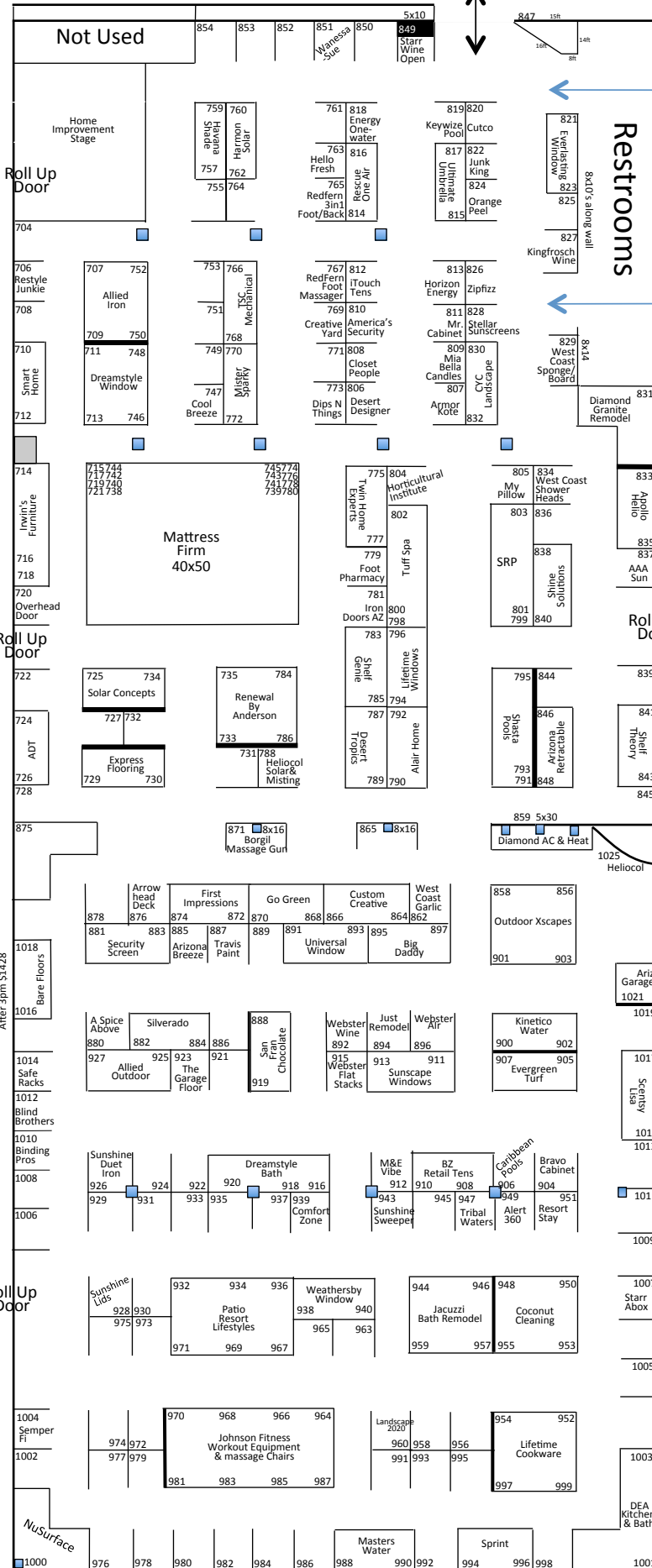


19<sup>th</sup> Avenue

19<sup>th</sup> Avenue

17<sup>th</sup> Ave & McDowell Parking Entrance

Agricultural Building



**Building Description:**

Fully enclosed with concrete flooring. Climate controlled with Evaporative Cooling & Heaters.

**8 x 10's = 700-713, 746-773, 806-832, 1007, 1009, 1011, 1013, 1015, 1017, 1019**

Inline: \$953

Corner: \$1428

**10 x 10's = All other booth numbers unless on Miscellaneous list:**

10 x 10 Inline: \$1191

10 x 10 Corner: \$1786

**Miscellaneous = #'s & Pricing below:**

#829 8x14 Corner: \$2273

#847 168sqft. Pavilion Corner: \$3040.16

#849 5x10 Corner \$893

#859 5x30 Endcap: \$2500

#831, 875, 1000 & 1001 Pavilion Corner: \$2575

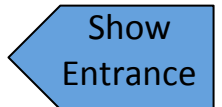
#865 & 871 8x16 Endcap: \$2287

All Booths Plus 2.6 % Tax

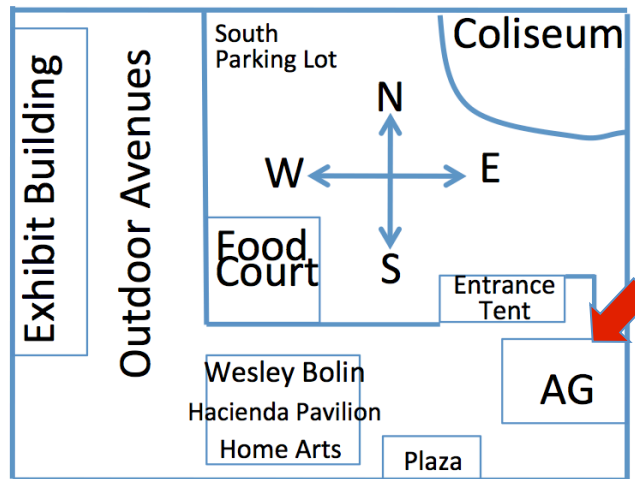
**Multiple Booth Discount:**

2- 5 booths: 10%

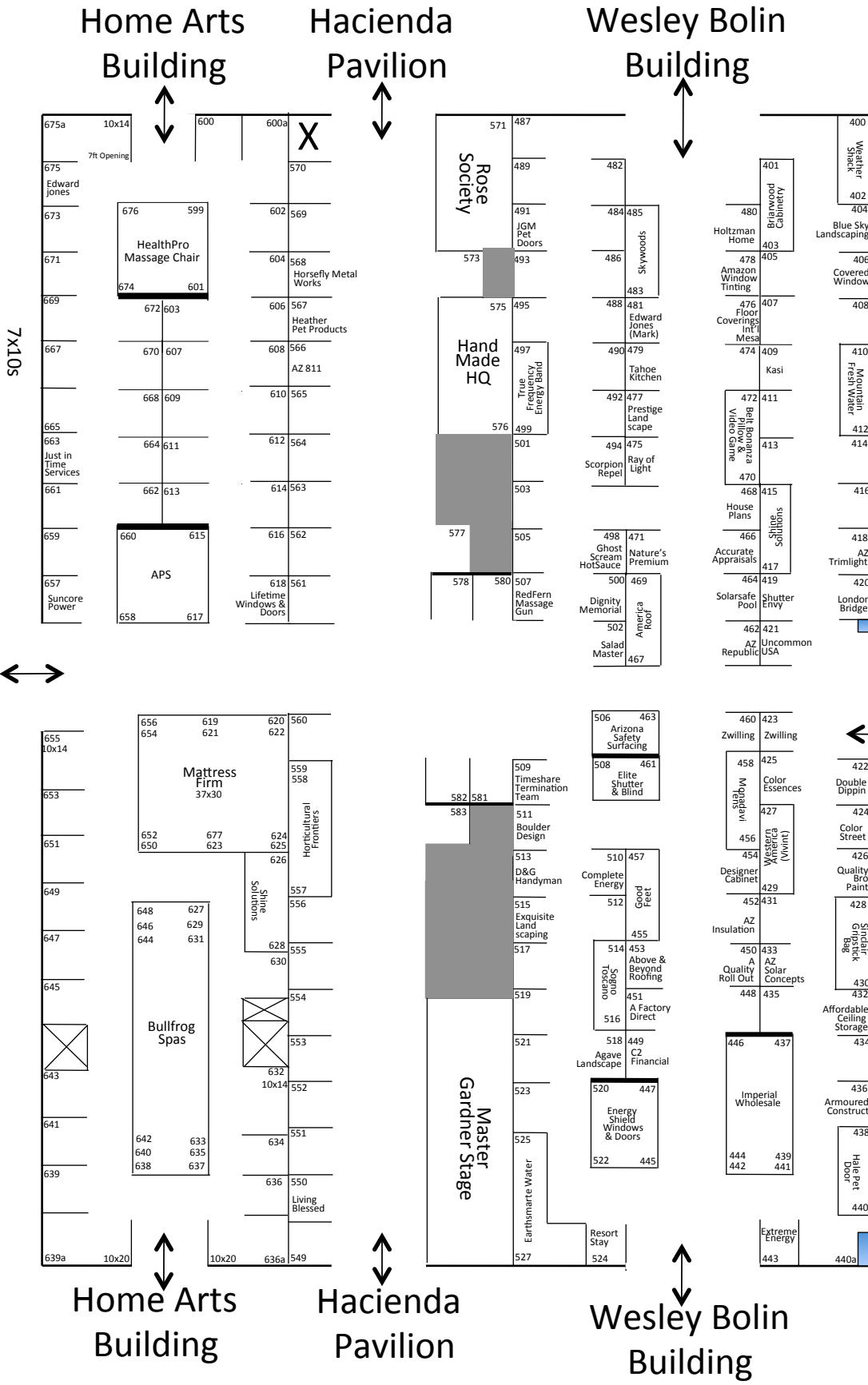
6+ booths: 15%



■ = Structural Support Pillar- approx 2'x2'. Pillar location is approximate and map is not to scale.



**Area Description:** These are 3 Separate Buildings that share the same roof and side-walls. This is the middle of the Show between both gated entrances and directly in front of the food court.



**Wesley Bolin:** Fully enclosed with concrete flooring. Climate controlled with Evaporative Cooling & Heaters.

**8 x 10's**  
 Inline: \$953  
 Corner: \$1428  
 Pavilion Corner: 527 approx. 240sqft \$2060  
 440a: 8x20 w/ 10ft opening \$1465

**Hacienda Pavilion:** Has roof & side walls. Open-air breezeway with gates on either end, black top flooring. No climate control.

**10 x 10's**  
 Inline: \$850  
 Corner: \$1020  
 586-589: 10 wide 8 deep open on all 3 sides \$1020  
 590, 591: 6 wide 10 deep open on all 3 sides \$765

**Home Arts:** Fully enclosed with concrete flooring. No Climate control.

**10 x 10's = 600-637, odds 641-653, evens 658-676**

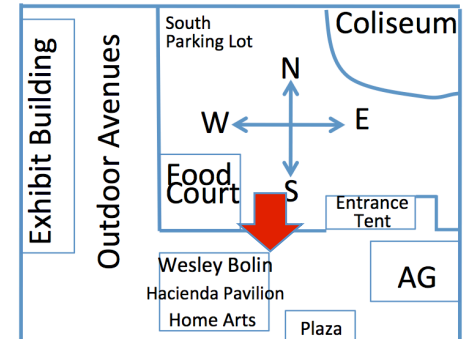
Inline: \$1191  
 Corner: \$1786

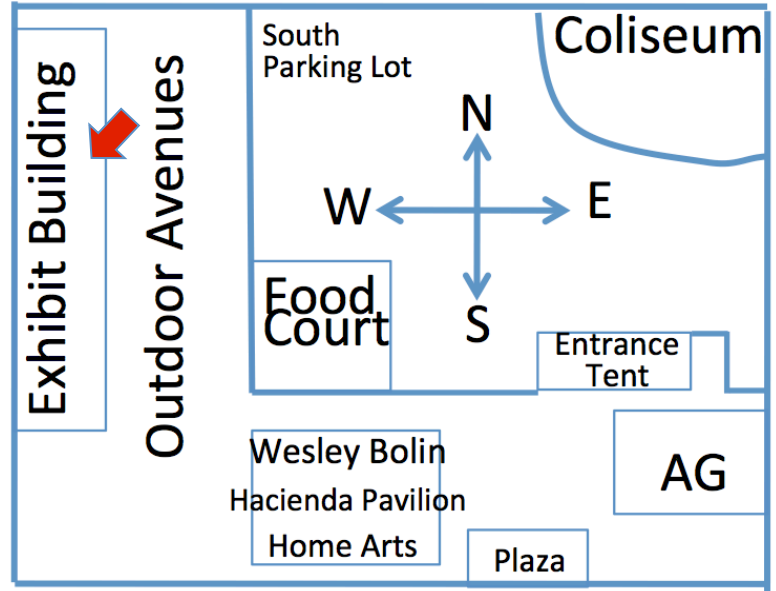
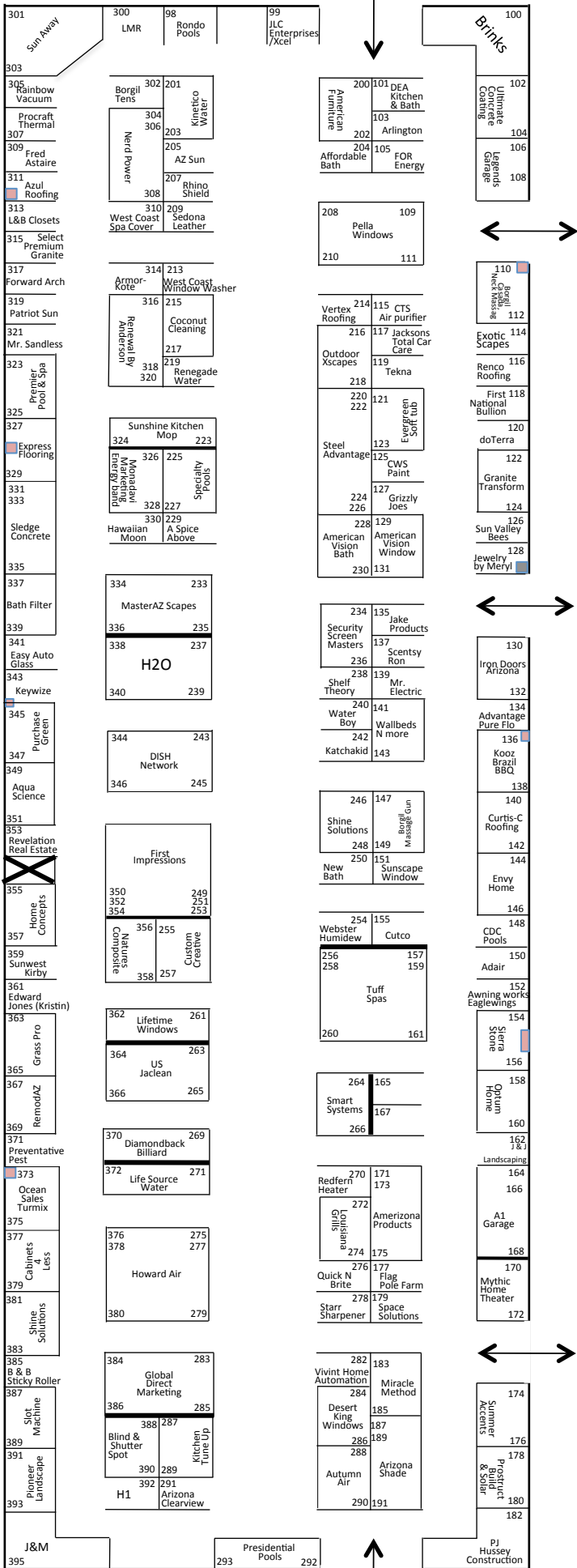
**7 x 10's = evens 638-656; odds 657-675**

Inline: \$833  
 Corner: \$1250

**Misc #'s & Pricing Below:**  
 632 & 643 10x14 Inline: \$1667.40  
 600a & 639a 10x20 Corner Approx. 200sqft: \$1947.60  
 675a 10x14 Corner 7ft Open Approx. 140sqft: \$1786  
 655 10x14 Corner: \$2262.40  
 636a 10x20 Pavilion Corner: \$2680

**Multiple Booth Discount:**  
 2-5 booths: 10%  
 6+ booths: 15%  
 Pavilion Corners do not qualify for multiple booth discounts.





# Exhibit Building

### Building Description:

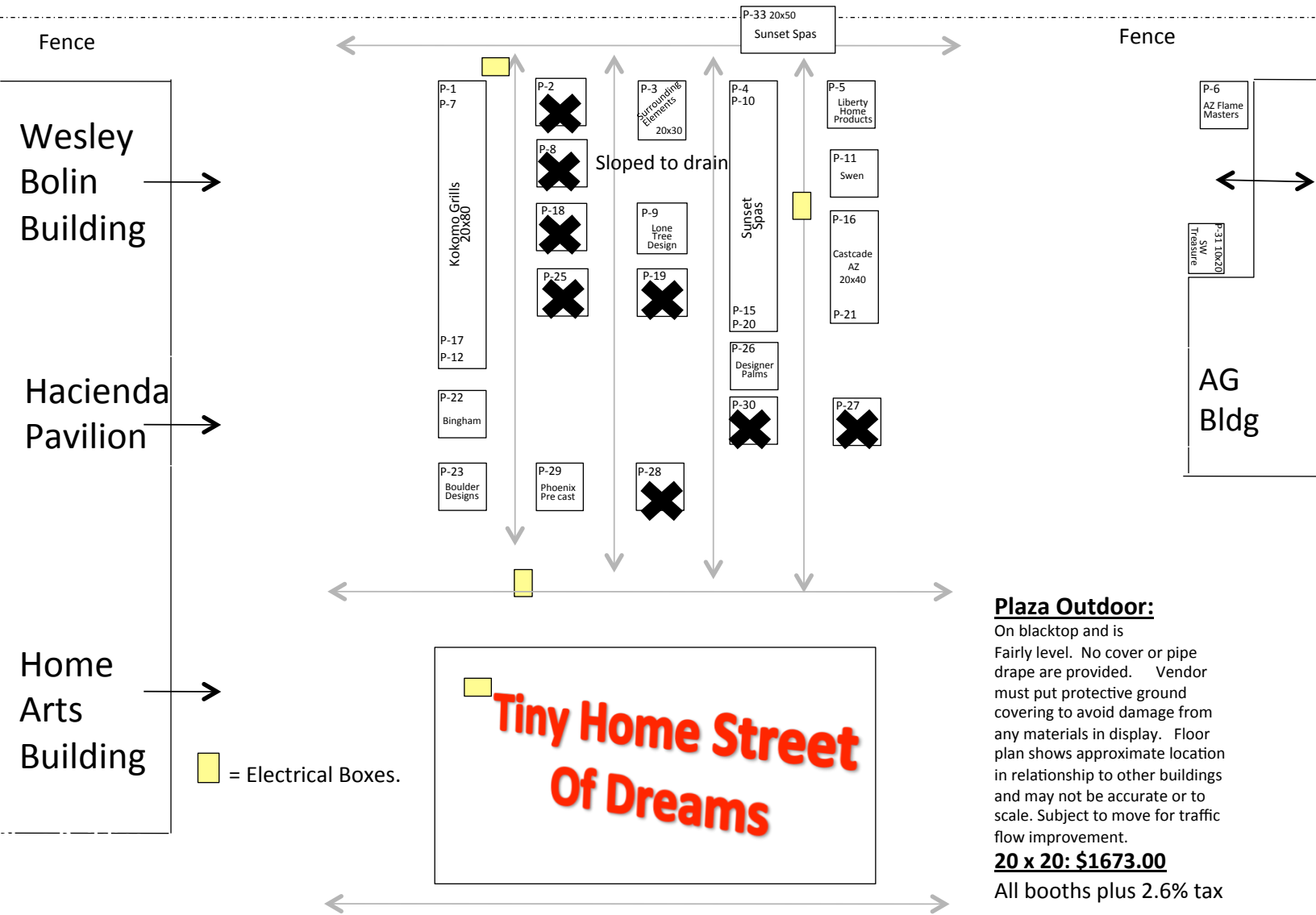
Fully enclosed with concrete flooring. Climate controlled with Evaporative Cooling & Heaters. Heating units are marked with  and some hang as low as 7 feet from the floor. All Booths are 10 x 10 or multiples there of with the exceptions of Booths 100, 182, & 395 which are Pavilion Corners (approximately 300 sq feet).

### Pricing:

- 10 x 10 Inline: \$1191
- 10 x 10 Corner: \$1786
- 100, 395, & 182 Pavilion Corners: \$2575.00
- 301 6x20 Corner: \$1429.20
- All Booths Plus 2.6 % Tax

### Multiple Booth Discount:

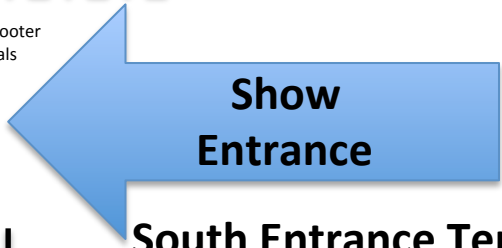
- 2- 5 booths: 10%
- 6 + booths: 15%



**Plaza Outdoor:**  
 On blacktop and is fairly level. No cover or pipe drape are provided. Vendor must put protective ground covering to avoid damage from any materials in display. Floor plan shows approximate location in relationship to other buildings and may not be accurate or to scale. Subject to move for traffic flow improvement.  
**20 x 20: \$1673.00**  
 All booths plus 2.6% tax

**SOLD OUT!**

X Scooter Rentals



## South Entrance Tent

### Tent Descriptions:

Fully enclosed on Black Top.  
Tent is not climate controlled.  
There is overhead lighting and electricity available.

All Booths are 10 x 10 or multiples there of with the exceptions of Booth 3151.

■ Indicates Support Pillar

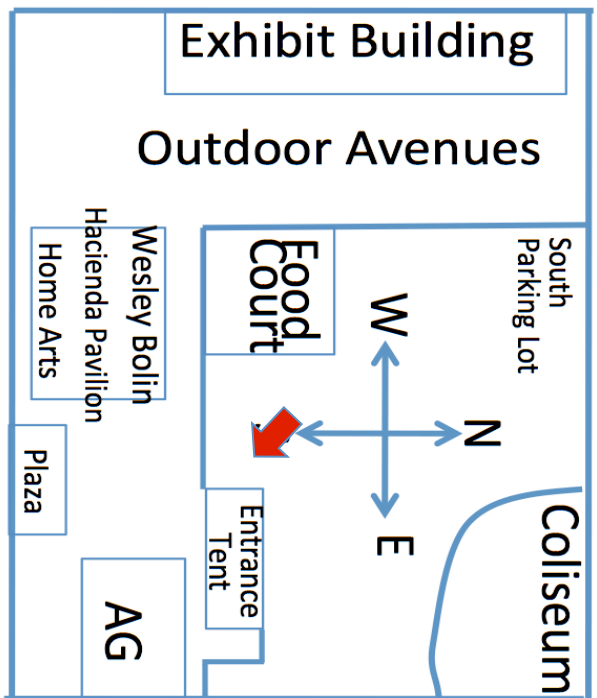
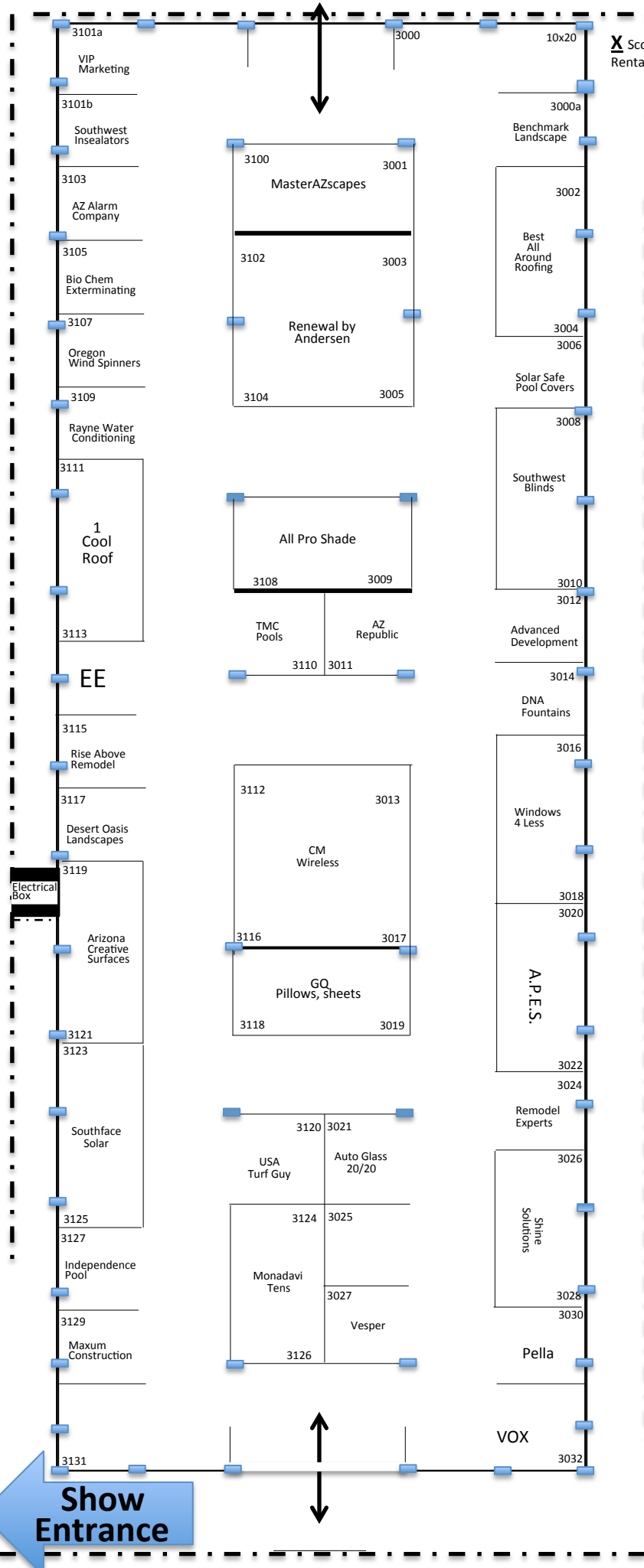
### Pricing:

10 x 10 Inline: \$1191  
10 x 10 Corner: \$1786  
3151 Pavilion Corner: \$2575.00  
3000, 3032, 3131 10x20 Corner \$2679.30  
All Booths Plus 2.6 % Tax

### Multiple Booth Discount:

2- 5 booths: 10%  
6 + booths: 15%

■ All center row booths have a tent support pillar, please plan accordingly. Tent size is 60x180.





# Maricopa County Home Shows

602-485-1691  
January 8-10, 2021

## North Entrance Tent

### Tent Descriptions:

Fully enclosed on Black Top. Tent is not climate controlled. There is overhead lighting and electricity available.

All Booths are 10x10 or multiples there of with the exceptions of Booths 4001, 4015, 4040, 4055

### Pricing:

10x10 Inline: \$1191

10x10 Corner: \$1786

4001 10x20 Inline: \$2143.80

4015, 4040, and 4055 10x20 Corners: \$2679.30

All Booths Plus 2.6 % Tax

### Multiple Booth Discount:

2-5 booths: 10%

6+ booths: 15%

- Indicates Support Pillar  
All center row booths have a tent support pillar, please plan accordingly.

