

Monte Vista

NORTH
ATTENDEE
PARKING LOT

Veterans
Memorial
Coliseum

RV &
RESTOCK
LOT

Grandstand

North Entrance Tent
4000 - 4155
Pg 8

North
Show
Entrance

January 10-12, 2025 Maricopa County Home Show OVERVIEW

Map Not To Scale

**** VENDOR PARKING NOTICE ****

Vendor parking is not allowed on Arizona State Fairgrounds property. Vendors MUST park at the adjacent 20th Avenue & Encanto Blvd Parking Lot (92300 N 19th Ave) for unlimited Vehicle access and Shuttle Service.

Attendee parking is monitored, and violators of this policy will be assessed a \$250 Fine and have their vehicle towed at the owner's expense.

SOUTH
ATTENDEE
PARKING LOT

Food
Court

South
Show
Entrance

South Entrance Tent
3000 - 3155
Pg 7

19th Avenue

19th Avenue

17th Ave

McDowell Rd

Arizona State Fairgrounds




Exhibit # 98-395 Pg 4

Avenue Outdoor

Avenue Outdoor

Plaza Outdoor

Ultimate Backyard

Taste of the Desert

Ag Agriculture # 700-1033 Pg 2

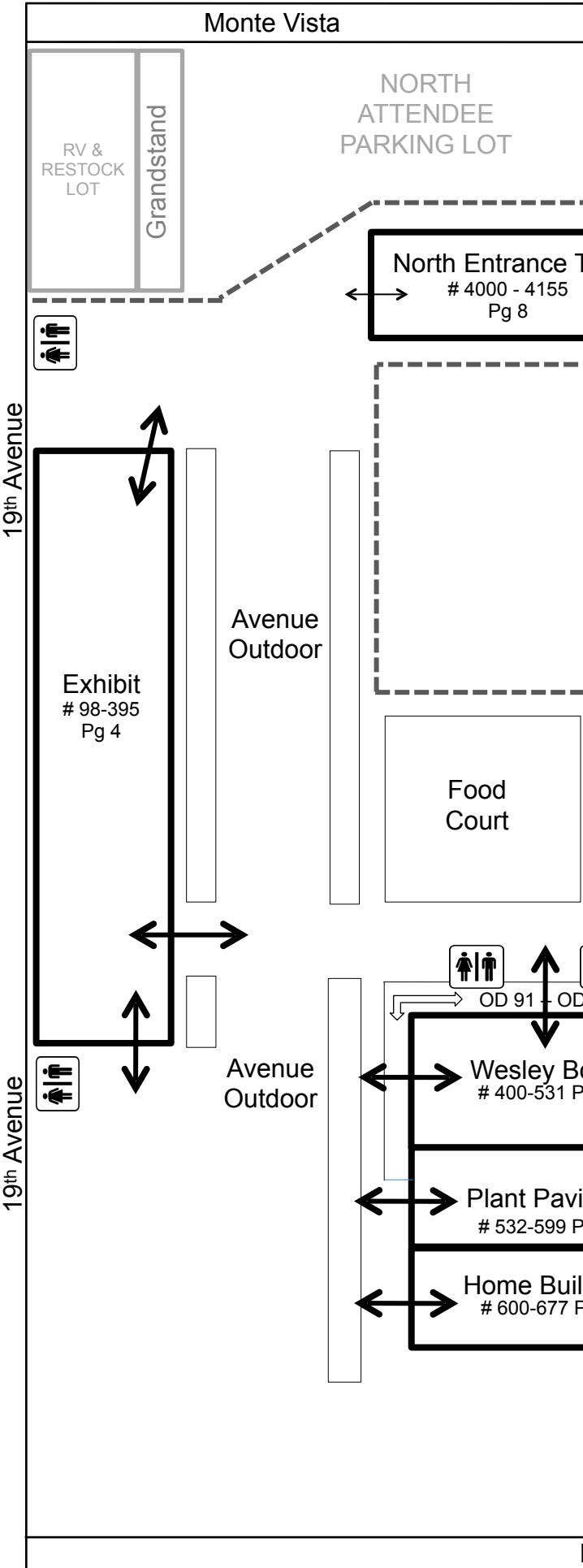
Wesley Bolin # 400-531 Pg 3

Plant Pavilion # 532-599 Pg 3

Home Building # 600-677 Pg 3

SHOW OFFICE

OD 91 - OD 103

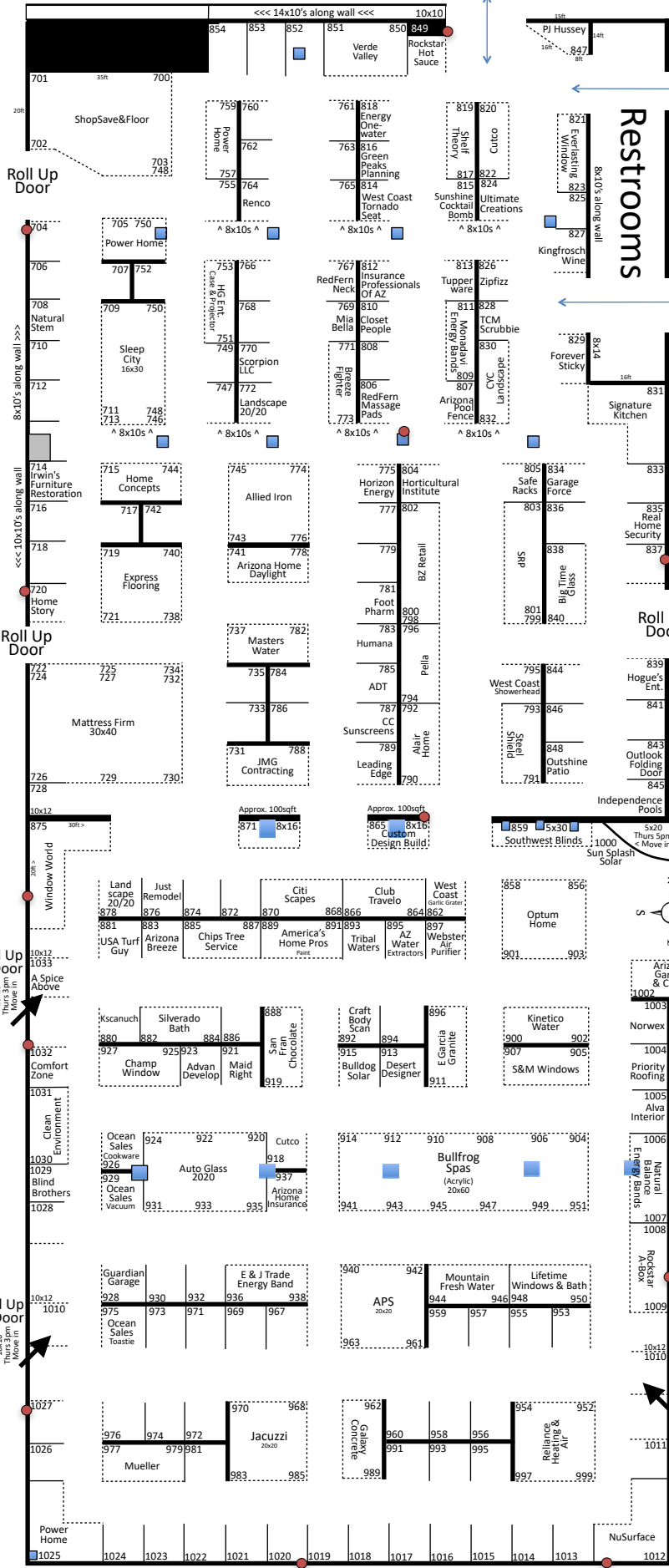


602-485-1691

Maricopa County Home Shows

Agricultural Building

Building Description: Fully enclosed with concrete flooring. Climate controlled with Evaporative Cooling & Heaters. Map not to Scale.
 8x10's = #700-713, #746-773, #806-832, #1003-1009
 10x10's = All other booth numbers unless listed

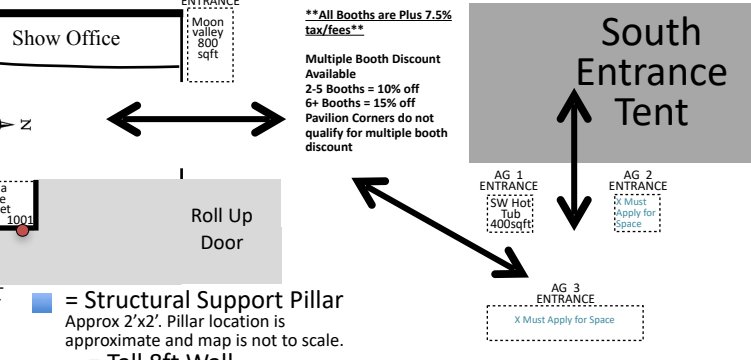


- Re-Sign Pricing**
- 8x10 Corner = \$1,760
 - 8x10 Inline = \$1,211
 - 10x10 Corner = \$2,200
 - 10x10 Inline = \$1,513
 - 10x12 Inline = \$1,816
 - 12x10 Corner = \$2,640
 - 14x10 Inline = \$2,118
 - #829 8x14 Corner = \$2,464
 - #847 Approx. 168sqft Corner = \$3,696
 - #859 5x30 Endcap = \$3,300
 - #831 Pavilion = \$4,062
 - #875 Pavilion = \$4,598
 - #1025 & #1012 = Inline Pavilion = \$2,625
 - #865 & #871 = Approx. 100sqft Endcap = \$2,452

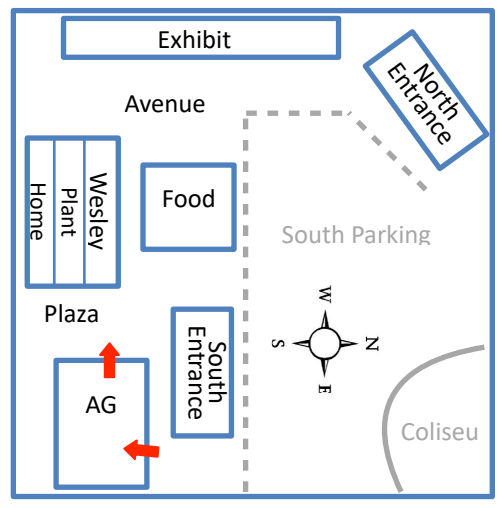
- Tier 1 Pricing (After 1/14/24)**
- 8x10 Corner = \$1,810
 - 8x10 Inline = \$1,261
 - 10x10 Corner = \$2,250
 - 10x10 Inline = \$1,563
 - 10x12 Inline = \$1,866
 - 12x10 Corner = \$2,690
 - 14x10 Inline = \$2,168
 - #847 Approx. 168sqft Corner = \$3,746
 - #859 5x30 Endcap = \$3,350
 - #831 Pavilion = \$4,112
 - #875 Pavilion = \$4,648
 - #1025 & #1012 = Inline Pavilion = \$2,675
 - #865 & #871 = Approx. 100sqft Endcap = \$2,502
 - #829 8x14 Corner = \$2,514

*** After 6/1/24 Additional Price Increase**

*** After 11/1/24 Additional Price Increase**



- = Structural Support Pillar
Approx 2'x2'. Pillar location is approximate and map is not to scale.
- = Tall 8ft Wall
- - - = Open
- = 3ft Side Rail
- = Fire Extinguisher/Access
Approx. Location, map not to scale. Do Not Block.



Arizona State Fairgrounds

Maricopa County Home Shows Arizona State Fairgrounds

Area Description: These are 3 buildings that share the same roof and side-walls. This is the middle of the Show between both gated entrances directly in front of the food court. Map not to scale.

****All Booths are Plus 7.5% tax/fees****

Multiple Booth Discount Available
 2-5 Booths = 10% off
 6+ Booths = 15% off
***New Vendor Rates & Pavilion Corners do not qualify for multiple booth discount**

Re-Sign Pricing

Wesley Bolin Pricing

8x10 Inline = \$1,211

8x10 Corner = \$1,760

#487 & #400 8x20 Pavilion Corner = \$2,816

#444 & #531 6x25 Pavilion Corner = \$2,640

Plant Pavilion Pricing

10x10 Inline = \$850

Home Building Pricing

10x10 Inline = \$1,150

10x10 Corner = \$1,550

10x12 Inline = \$1,380

10x12 Corner = \$1,860

10x14 Inline = \$1,610

Tier 1 Pricing (After 1/14/24)

Wesley Bolin Pricing

8x10 Inline = \$1,261

8x10 Corner = \$1,810

#487 & #400 8x20 Pavilion Corner = \$2,866

#444 & #531 6x25 Pavilion Corner = \$2,690

Plant Pavilion Pricing

10x10 Inline = \$900

Home Building Pricing

10x10 Inline = \$1,200

10x10 Corner = \$1,600

10x12 Inline = \$1,430

10x12 Corner = \$1,910

10x14 Inline = \$1,660

- = Fire Extinguisher/Access
Approx. Location, map not to scale.
Do Not Block.
- = Tall 8ft Wall
- = Open
- = 3ft Side Rail

Home Building

Plant Pavilion

Wesley Bolin Building



***After 6/1/24
Additional Price
Increase**

***After 11/1/24
Additional Price
Increase**

**NEW VENDOR RATES *
INSIDE HOME BUILDING ONLY**

10x10 Inline = \$750
 10x10 Corner = \$950
 10x12 Inline = \$900
 10x12 Corner = \$1,140
 10x14 Inline = \$1,050

Home Building Description: Fully enclosed with concrete flooring. No Climate control.

Plant Sale Building Description: Has roof & side walls. Open-air breezeway with gates on either end, black top flooring. No climate control.

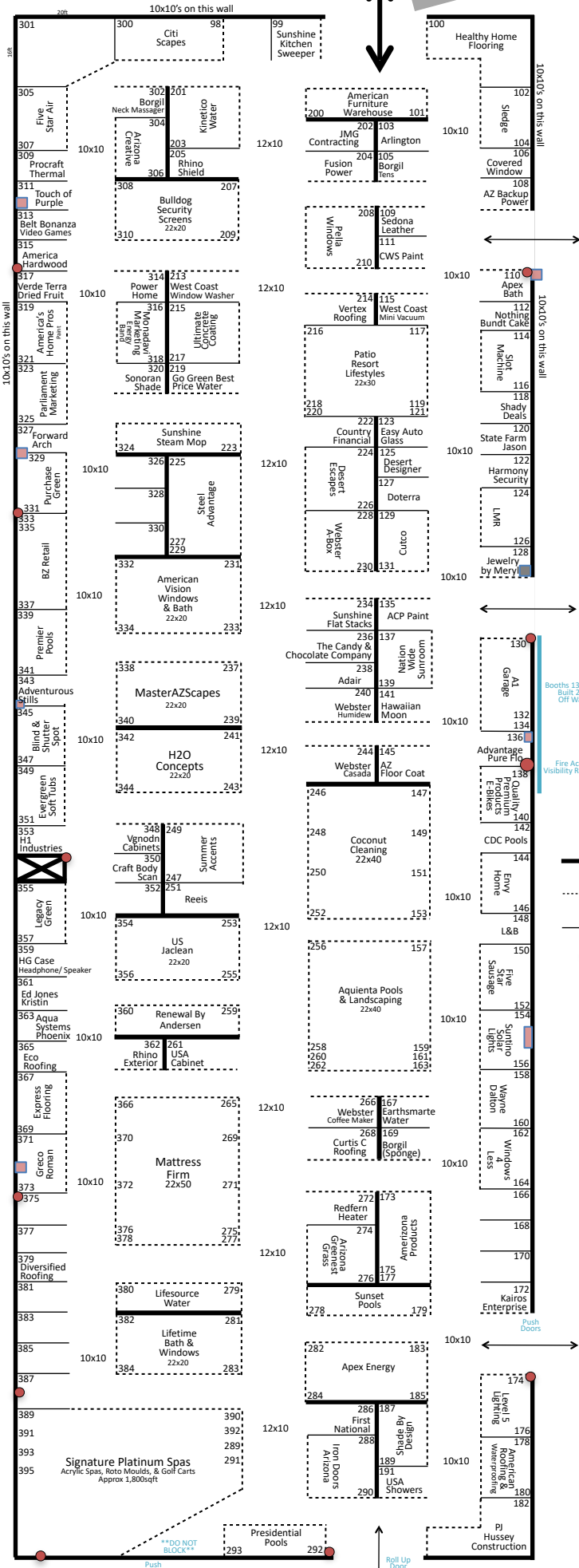

Wesley Bolin Building Description: Fully enclosed with concrete flooring. Climate controlled with Evaporative Cooling & Heaters.

Arizona State Fairgrounds

North Entrance Tent

Maricopa County Home Shows

Exhibit Building



Building Description:

Fully enclosed with concrete flooring. Climate controlled with Evaporative Cooling & Heaters. Heating units are marked with ■ and some hang as low as 7 feet from the floor. Booths along the wall of the building are 10 x 10 or multiples there of with the exceptions of Booths 301 and 100, 182, & 395 which are Pavilion Corners (approximately 300 sq feet). Booths along the middle row of the building are 12x10 or multiples there of. Map Not To Scale.

**** All Booths are Plus 7.5% tax/fees ****

Multiple Booth Discount Available
 2-5 Booths = 10% off
 6+ Booths = 15% off
 Pavilion Corners do not qualify for multiple booth discount

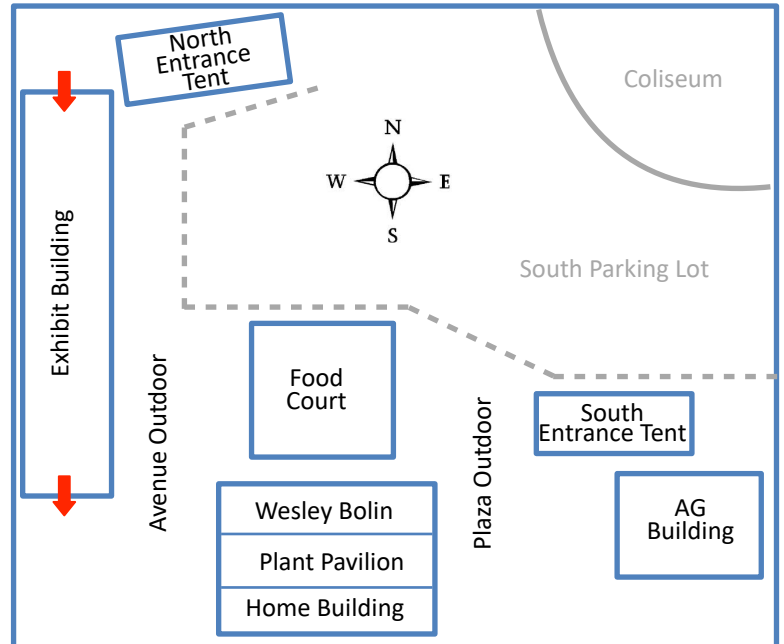
- = Tall 8ft Wall
- = Open
- = 3ft Side Rail
- = Fire Extinguisher/Access
Approx. Location, map not to scale. Do Not Block.

Re-Sign Pricing
 10x10 Inline = \$1,513
 12x10 Inline = \$1,816
 10x10 Corner = \$2,200
 12x10 Corner = \$2,640
 #100 & #182 Corner Pavilion = \$4062
 #301 16x20 Pavilion Inline = \$3,631

Tier 1 Pricing (After 1/14/24)
 10x10 Inline = \$1,563
 12x10 Inline = \$1,866
 10x10 Corner = \$2,250
 12x10 Corner = \$2,690
 #100 & #182 Corner Pavilion = \$4,112
 #301 16x20 Pavilion Inline = \$3,681

*After 6/1/24
Additional Price Increase

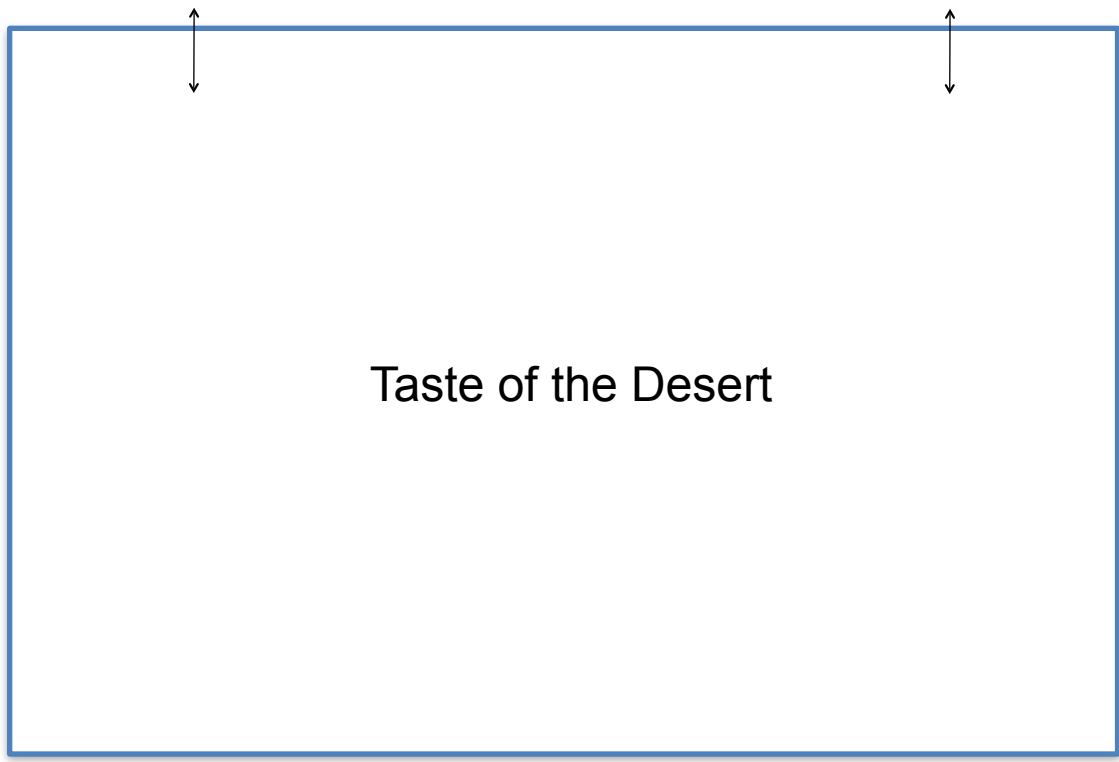
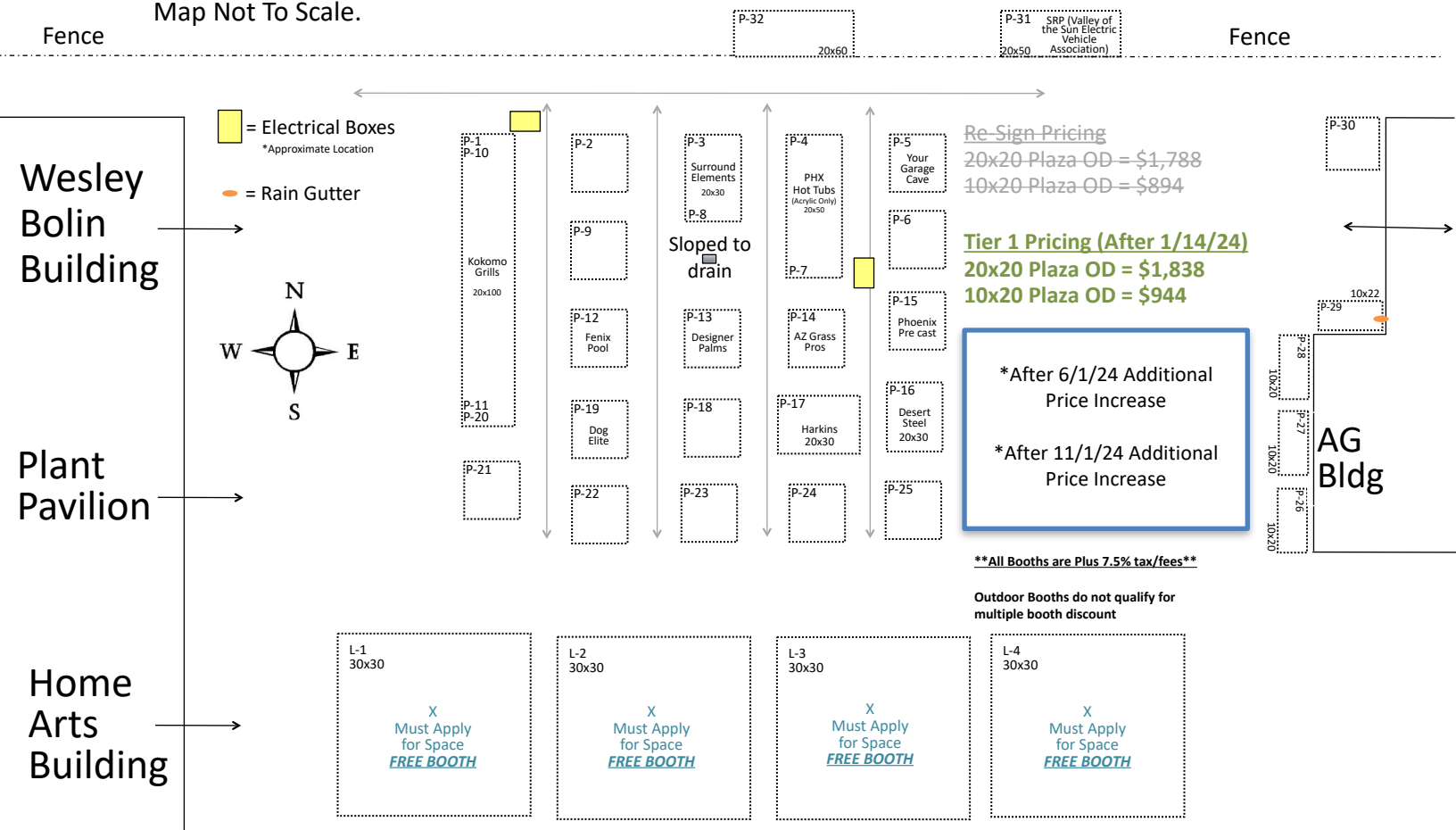
*After 11/1/24
Additional Price Increase



Plaza Outdoor:

On blacktop and is fairly level. No cover or pipe drape are provided. Vendor must put protective ground covering to avoid damage from any materials in display. Floor plan shows approximate location in relationship to other buildings and may not be accurate or to scale. Subject to move for traffic flow improvement.

Map Not To Scale.



Maricopa County Home Shows

North Entrance Tent

Avenue Outdoor & Outdoor Overhang Booths:

Booths are 20 x 20 and will be on either dirt & sidewalk, blacktop. No cover or pipe drape are provided. Vendor must put protective ground covering to avoid damage from any materials in display. Floor plan shows approximate location in relation to other buildings and may not be accurate. Map Not To Scale.

Re-Sign Pricing

20x20 Uncovered = \$1,788
 10x20 Uncovered = \$894
 20x20 Covered (Under Overhang) = \$2,175
 10x20 Covered (Under Overhang) = \$1,088

Tier 1 Pricing (After 1/14/24)

20x20 Uncovered = \$1,838
 10x20 Uncovered = \$944
 20x20 Covered (Under Overhang) = \$2,225
 10x20 Covered (Under Overhang) = \$1,138

***After 6/1/24
Additional Price
Increase**

****All Booths are Plus 7.5% tax/fees****

Outdoor Booths do not qualify for multiple booth discount

= OD booths next to this line are under an Overhang

● = Fire Extinguisher/Access
 Approx. Location. Map not to scale.
 Do Not Block.

19th Avenue

19th Avenue

Exhibit #
99-395
Pg 4

Not
In
Use

Fire Lane

Food
Court


Wesley Bolin Building

Plant Pavilion

Home Building

Plaza
Outdoor

Restrooms



Maricopa County Home Shows

South Entrance Tent

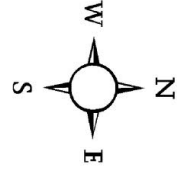
Tent Description:

60x300 Fully Enclosed on Black Top. (80x320 With Stake Ropes.)
Tent is not climate controlled.

Overhead lighting Provided. Electricity available.

All Booths are 10 x 10 or multiples there of with the exceptions of Pavilion Corners. All center row booths have a tent support pillar, please plan accordingly.

Map Not To Scale.



Re-Sign Pricing

10x10 Inline = \$1,950

10x10 Corner = \$2,550

#3056, #3155, #3101, & #3000 are 10x20

Pavilion Corners with a 10ft Opening = \$4,050

Tier 1 Pricing (After 1/14/24)

10x10 Inline = \$2,000

10x10 Corner = \$2,600

#3056, #3155, #3101, & #3000 are 10x20

Pavilion Corners with a 10ft Opening = \$4,100

***After 6/1/24 Additional Price Increase**

***After 11/1/24 Additional Price Increase**

■ = Support Pillar (Approximate Locations)

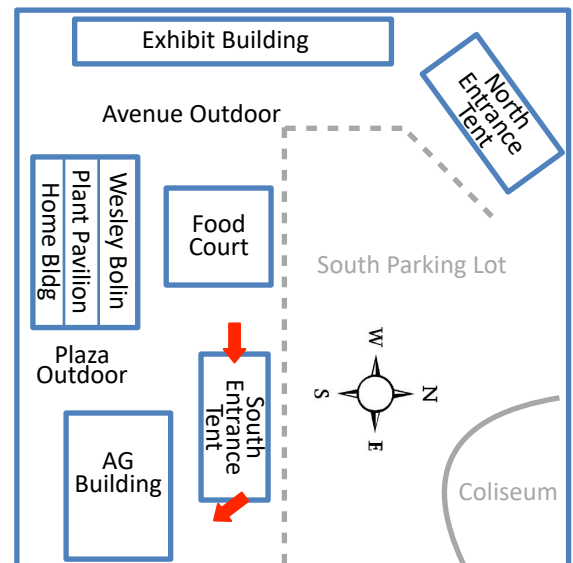
— = Tall 8ft Wall

..... = Open

— = 3ft Side Rail

● = Fire Extinguisher/Access

Approx. Location, map not to scale. Do Not Block.

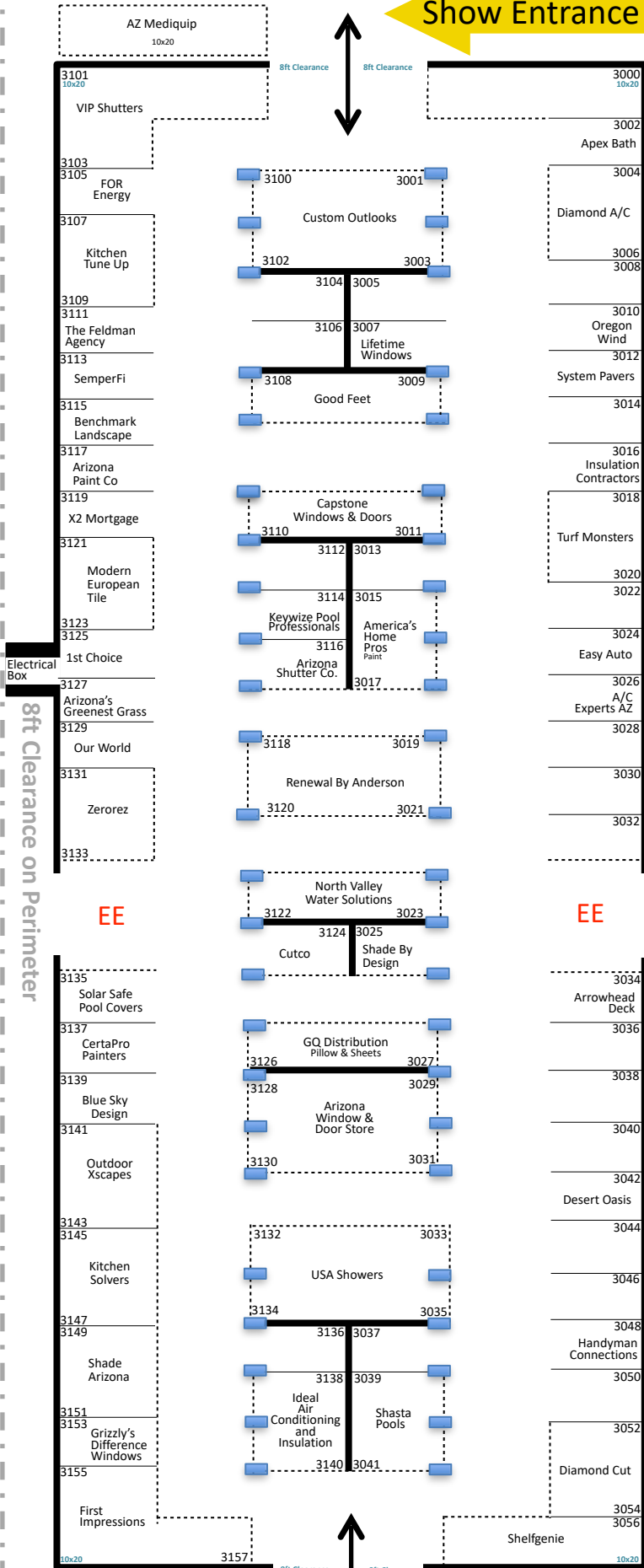


Show Entrance

8ft Clearance on Perimeter

8ft Clearance on Perimeter

To AG Building



Maricopa County Home Shows North Entrance Tent

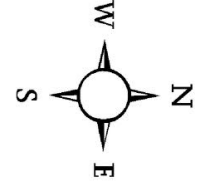
Tent Description:

60x300 Fully Enclosed on Black Top. (80x320 With Stake Ropes.)
Tent is not climate controlled.

Overhead lighting Provided. Electricity available.

All Booths are 10 x 10 or multiples there of with the exceptions of Pavilion Corners. All center row booths have a tent support pillar, please plan accordingly.

Map Not To Scale.



Re-Sign Pricing

10x10 Inline = \$1,950

10x10 Corner = \$2,550

#4056, #4157, #4101, & #4000 are 10x20

Pavilion Corners with a 10ft Opening = \$4,050

Tier 1 Pricing (After 1/14/24)

10x10 Inline = \$2,000

10x10 Corner = \$2,600

#4056, #4157, #4101, & #4000 are 10x20

Pavilion Corners with a 10ft Opening = \$4,100

***After 6/1/24 Additional Price Increase**

***After 11/1/24 Additional Price Increase**

= Support Pillar (Approximate Locations)

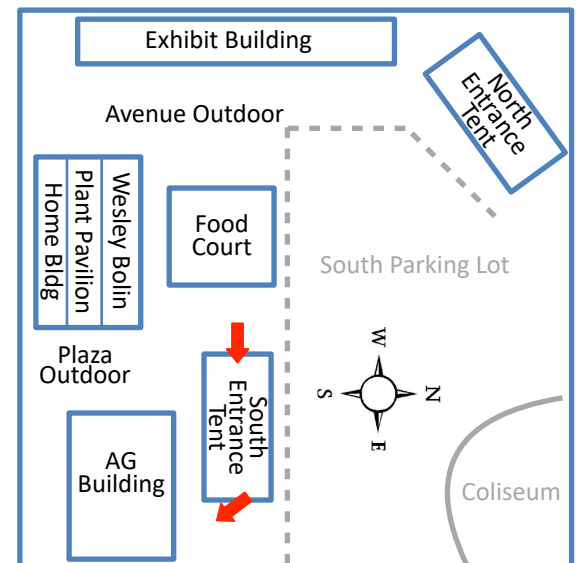
= Tall 8ft Wall

= Open

= 3ft Side Rail

= Fire Extinguisher/Access

Approx. Location, map not to scale. Do Not Block.



Show Entrance

To EXH Building

8ft Clearance on Perimeter

8ft Clearance on Perimeter

