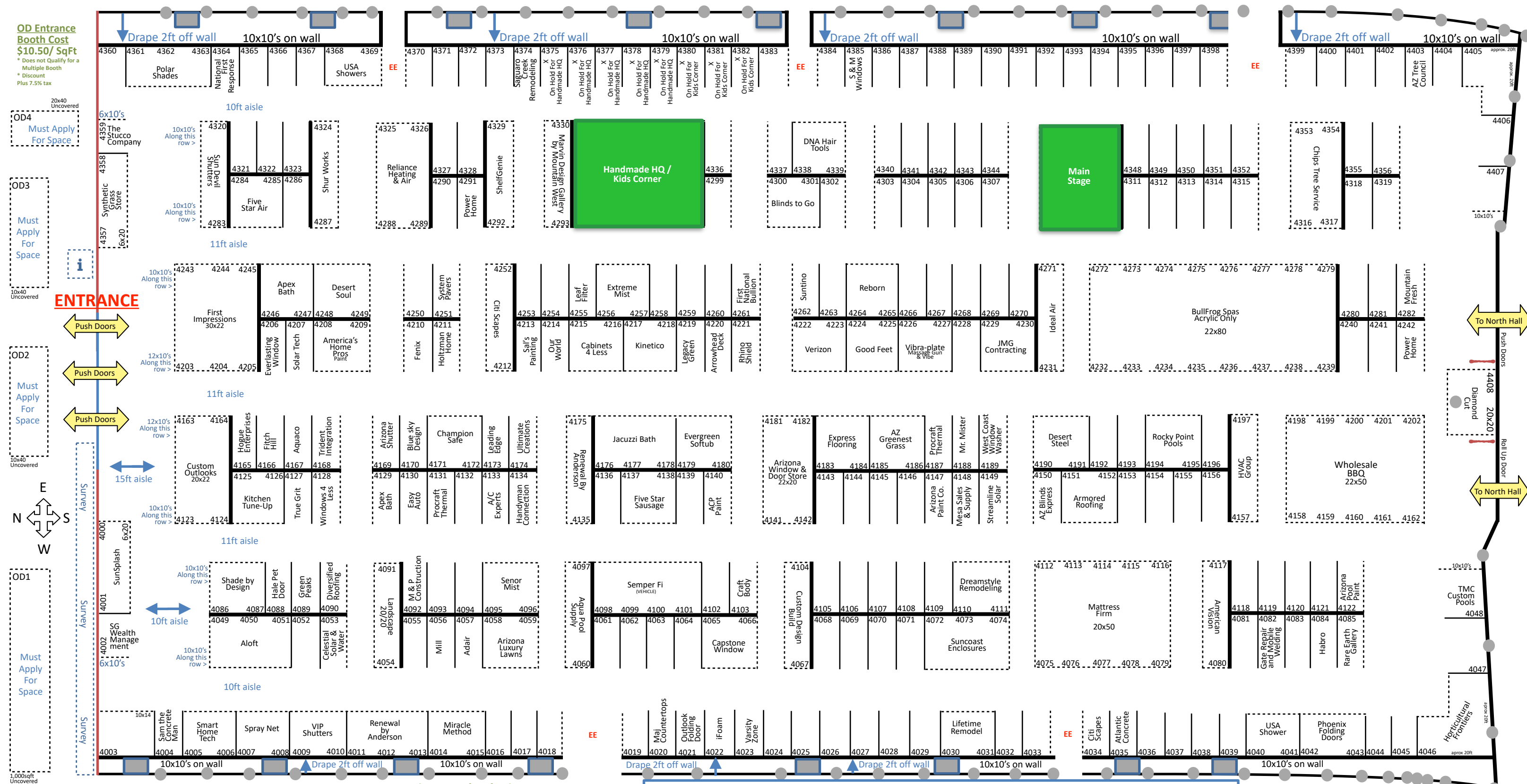


Entrance Booths: Located on the North side of the North Hall building. Move in Wednesday & Thursday. The Tent is enclosed with overhead lighting and climate control; ground not level, tent may be suitable to rain & extreme weather. Please plan accordingly. No Drive In. Flooring Recommended, ground not level. All exhibits must be removed 11pm Sunday. Final booth assignment provided at the check in desk, at the Show Office, during move in days.



OD Entrance Booth Cost \$10.50/ SqFt
* Does not Qualify for a Multiple Booth
* Discount
* Plus 7.5% tax

20x40 Uncovered
OD4
Must Apply For Space

10x40 Uncovered
OD3
Must Apply For Space

10x40 Uncovered
OD2
Must Apply For Space

10x40 Uncovered
OD1
Must Apply For Space

1,000sqft Uncovered

Re-Sign Pricing

- 6x10 Inline = \$1,950
- 10x10 Inline = \$2,550
- 10x14 Inline (Aprx. 140sqft) = \$2,714
- 12x10 Inline = \$2,340
- 12x10 Corner = \$3060
- 6x10 Corner = \$1,700
- 6x10 Inline = \$1,170
- 10x14 Inline (Aprx. 140sqft) = \$2,714
- Booth #4408 20x20 Endcap = \$15,500
- Booth #4405 & #4046 Pavilion Inline (approx. 300sqft) = \$5,265

Tier 1 Pricing (After 9/29/24)

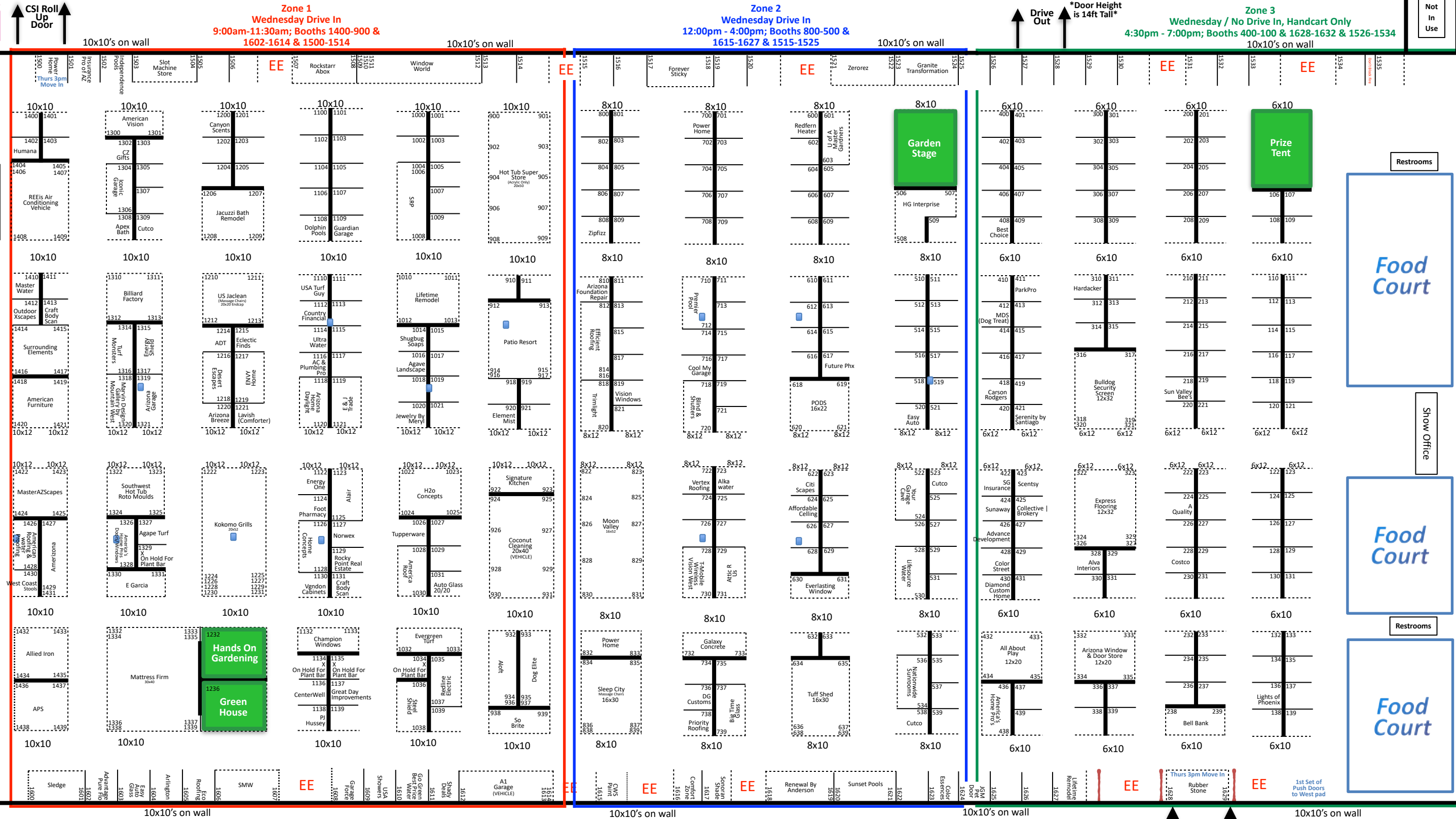
- 10x10 Inline = \$2,000
- 10x10 Corner = \$2,600
- 12x10 Inline = \$2,390
- 12x10 Corner = \$3110
- 6x10 Corner = \$1,750
- 6x10 Inline = \$1,220
- 10x14 Inline (Aprx. 140sqft) = \$2,764
- #4408 20x20 Endcap = \$15,550
- #4405 & #4046 Pavilion Inline (approx. 300sqft) = \$5,315

Additional Price Increase 4/1/25

****All Booths are Plus 7.5% tax & fees**

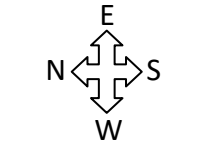
Multiple Booth Discount Available
2-5 Booths = 10% off
6+ Booths = 15% off
Pavilion Corners do not qualify for multiple booth discount

North Hall: Fully enclosed building with food courts and climate controlled. Move-in per your zone time from the SW corner indicated on the floor plan. No zone move-out – move out begins at 5:01pm and all doors will open as space allows for easier move-out.



KEY

- Guard Post
- 3' Drape
- No Drape
- 8' Drape
- Electric Box



To North Entrance Tent

To North Entrance Tent

Re-Sign Pricing

10x10 Corner	= \$2,200
6x10 Corner	= \$1,355
6x10 Inline	= \$955
6x12 Corner	= \$1,584
8x10 Corner	= \$1,760
8x10 Inline	= \$1,211
8x12 Corner	= 2,112

Tier 1 Pricing (After 9/29/24)

10x10 Corner	= \$2,250
10x10 Inline	= \$1,563
10x12 Corner	= \$2,690
20x20 Corner	= \$6,115
#A & D 6x15 NH Entrance	= \$4310
#B, C, E, & F 10x10 NH Entrance	= \$3600

6x10 Corner	= \$1,405
6x10 Inline	= \$1,005
6x12 Corner	= \$1,634
8x10 Corner	= \$1,810
8x10 Inline	= \$1,261
8x12 Corner	= 2,162

Additional Price Increase 4/1/25

**** All Booths are Plus 7.5% tax/fees ****

Multiple Booth Discount Available
 2-5 Booths = 10% off
 6+ Booths = 15% off
 Pavilion Corners do not qualify for multiple booth discount

